



DIGITAL DENTISTRY:

From Application to Integration

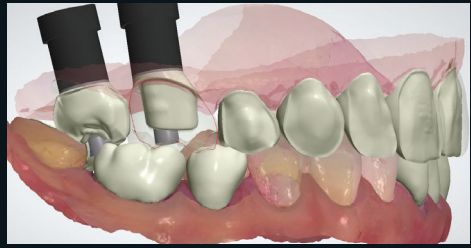
Clinical workflows from design to delivery

Complex reconstruction & restoration

Breakout sessions for new, experienced & advanced users

FEB. 20-21, 2018 | CHICAGO

During the Midwinter Meeting of the Chicago Dental Society



This symposium is designed for dental professionals who are interested in state-of-the-art digital solutions for the treatment of restorative patients. Through the combination of improved efficiency and collaboration with extraordinary clinical and esthetic results, CAD/CAM technology has revolutionized the art and science of dentistry.

Whether you are considering investing in digital technology for your practice or would like to get more out of the digital systems you already have in place, this symposium will enhance your capabilities and position you to lead the future of integrated patient care.

Learning Objectives

At the conclusion of this course, participants will:

- Become familiar with the technology that is available and how it can be applied in clinical practice.
- Understand how to integrate digital workflows to optimize patient care.
- Discuss best practices for the use of digital technology from individual restorations to complex rehabilitations.

Target Audience

Prosthodontists, residents, dental students, dental laboratory technicians, and dental professionals with an interest in digital technology.

Elite Sponsor

Premier Sponsors

General Sponsors



Tuesday, Feb. 20

3D Diagnosis and Treatment

12:00 - 1:00 p.m.	Registration and Refreshments with Sponsors
1:00 - 1:15 p.m.	Opening Remarks Robert M. Taft, DDS, FACP David L. Guichet, DDS, MS, FACP Mark E. Ludlow, DMD, MS
1:15 - 2:15 p.m.	Digital Patients: Adapting to New Clinical Workflows, Materials, and Treatment Protocols Irena Sailer, DDS
2:30 - 3:30 p.m.	Intraoral Scanning: Integration into a Private Practice Robert W. Berg, DMD
3:30 - 4:00 p.m.	Refreshment Break with Sponsors
4:00 - 5:00 p.m.	Digital Provisional Workflows and Full-Mouth Prosthodontic Rehabilitation: Laboratory Integration Stephen F. Balshi, MBE
5:00 - 6:00 p.m.	Networking Reception Sponsored by 3shape 

Wednesday, Feb. 21

Digital Workflows, Impressioning, Design Materials, and Delivery

7:30 - 8:30 a.m.	Continental Breakfast with Sponsors
8:00 - 9:00 a.m.	Crown/Abutment Workflows: Capture, Design, and Manufacture Ryan R. Sheridan, DMD, MS, FACP
9:15 - 10:15 a.m.	Digital Design in Simple and Complex Reconstruction: Fixed & Removable Materials and Workflows Carlo Marinello, Dr. Med Dent, MS
10:15 - 10:45 a.m.	Coffee Break with Sponsors
12:00 - 1:00 p.m.	Buffet Lunch with Sponsors
3:40 - 4:00 p.m.	Refreshment Break with Sponsors
4:00 - 5:00 p.m.	Digital Prosthodontic Rehabilitation: From Minimally Invasive to Complete Implant Rehabilitation Petra Gierthmuehlen, DDS

Special Pre-Conference Training Program with 3shape

8:30 - 9:00 a.m. Registration and Breakfast

9:00 a.m. - 12:30 p.m. Program Alan Jurim, DDS | Barbara Jurim, DDS

This interactive hands-on course is ideal for all members of the digital team, whether you are seeking to integrate new technology in your practice or you are successfully using intraoral scanning in the office. Learn how to blend traditional techniques with digital advances focusing on occlusion, virtual smile design, and unique tools for digital workflows.


Fee: \$99

Breakout Sessions

Participants should attend the track that best matches their level of expertise.

10:45 - 12:00 p.m.

Novice

Sponsored by 3shape 

Intraoral Scanning and Design for Fixed and Removable Restorations

Barry R. Franzen, DDS, MS


Intermediate

Sponsored by  

Intraoral Scanning and Chairside Milling

Curtis E. Jansen, DDS

Advanced


Sponsored by 

Digital Planning and Execution: From Simple to Complex

Mark E. Ludlow, DMD, MS

1:00 - 2:15 p.m.

Novice

Sponsored by 

Digital Planning and Execution: From Simple to Complex

Mark E. Ludlow, DMD, MS

Intermediate

Sponsored by 3shape 

Intraoral Scanning and Design for Fixed and Removable Restorations

Barry R. Franzen, DDS, MS

Advanced

Sponsored by  

Intraoral Scanning and Chairside Milling

Curtis E. Jansen, DDS

2:25 - 3:40 p.m.


Novice

Sponsored by  

Intraoral Scanning and Chairside Milling

Curtis E. Jansen, DDS


Intermediate

Sponsored by 

Digital Planning and Execution: From Simple to Complex

Mark E. Ludlow, DMD, MS

Advanced

Sponsored by 3shape 

Intraoral Scanning and Design for Fixed and Removable Restorations

Barry R. Franzen, DDS, MS

Registration & Meeting Information

Registration

Web: Prosthodontics.org

Phone: (312) 573-1260

Registration Fees

Members: \$625

Non-Members: \$825

Dental Technicians, Residents,
and Students: \$395

3Shape Training Program \$99 (limited seating)

Meeting Location

Gleacher Center

450 N Cityfront Plaza Drive

Chicago, IL 60611

Hotel Accommodations

Loews Hotel Chicago

455 N Park Drive

Chicago, IL 60611

Room Rate: \$119 single/double exclusive
of applicable taxes/fees

Reserve your room online at

<https://aws.passkey.com/go/ACPDigitalDentistry>
or call (312) 840-6600.

The ACP has reserved limited number of rooms at the Loews Hotel Chicago. You may find alternate options by checking the hotels available for the Chicago Dental Society's Midwinter Meeting at www.cds.org.

Dress Code

Business Casual

Meals

If you have any special dietary restrictions or require Kosher or Vegan meals, please contact education@prosthodontics.org or call (312) 573-1260.

Continuing Education Credit

ADA CERP® | Continuing Education
Recognition Program

The American College of Prosthodontists is an ADA-CERP Recognized Provider. ADA-CERP is a service of the American Dental Association to assist dental professionals in identifying quality providers of continuing dental education. ADA-CERP does not approve or endorse individual courses or instructors, nor does it imply acceptance of credit hours by boards of dentistry. The American College of Prosthodontists designates this activity for 10.5 continuing education credits.



The American College of Prosthodontists is designated as an Approved PACE Program Provider by the Academy of General Dentistry. The formal continuing education programs of this program provider are accepted by AGD for Fellowship, Mastership and

membership maintenance credit. Approval does not imply acceptance by a state or provincial board of dentistry or AGD endorsement. The current term of approval extends from 11/1/2014 to 10/31/2018. Provider ID# 214690



The American College of Prosthodontists is a National Board of Certification in Dental Laboratory Technology (NBC) approved continuing education provider for dental technicians. Continuing education credit awarded for participation in the CE activity may not apply toward license renewal in all states. It is the responsibility of each participant to verify the requirements of his/her state licensing board(s) and submit the form provided by the ACP to receive credit.

Cancellation Policy, Program Disclaimer & Code of Conduct

All cancellations are subject to a \$50 processing fee.

Full refunds for registration minus the \$50 processing fee will be given only if written notice of cancellation is received 30 days prior to the course. A 50% refund will be given if written notice is after 30 days, up until one week prior to the course. No refunds will be given within one week prior to a course; therefore "no shows" will not be eligible for a refund. Notice of cancellation should be made in writing and sent to the ACP by email to education@prosthodontics.org or fax to (312) 573-1257.

All programs and events are subject to change and/or cancellation because of scheduling conflicts, low registration, and/or circumstances beyond the control of the ACP. The ACP is not responsible for travel expenses or penalties under any circumstances.


In the event of a cancellation by the ACP, all registrants will receive a full refund of any registration fees paid. By attending the course, attendees agree to allow photographing, videotaping, audio-taping, or webcasting and for their image to be used by the ACP in association publications, on the ACP's website, and in marketing and promotional materials.

The ACP is dedicated to providing a safe, harassment-free, and inclusive meeting experience for all participants. Participants in ACP meetings include members, registrants, guests, staff, speakers, sponsors, exhibitors, and Board members. The ACP does not tolerate harassment of meeting participants in any form. Any violations will be taken seriously and handled in accordance with the ACP's code of conduct policy, which is posted at Prosthodontics.org.



211 E. CHICAGO AVE.
SUITE 1000
CHICAGO, IL 60611

PRESORTED
FIRST CLASS MAIL
U.S. POSTAGE
PAID
PERMIT NO. 6784
CHICAGO, IL

An abstract graphic on the left side of the page, consisting of a dense network of thin, light blue lines forming a wireframe representation of a mountain range or a complex, organic structure. The lines are interconnected, creating a mesh-like appearance.

DIGITAL DENTISTRY:

From Application to Integration

FEB. 20-21, 2018 | CHICAGO

REGISTER AT
PROSTHODONTICS.ORG