

# ACP MESSENGER

Volume 55 Issue 2



PRECISION THROUGH TEAMWORK

THE HEART OF THE ACP IS CONNECTION

NATIONAL PROSTHODONTICS AWARENESS WEEK

**ACP**  
AMERICAN COLLEGE OF  
PROSTHODONTISTS

Your smile.  
Our specialty.®

# All ceramic. All you need.



## IPS e.max®

- Advanced zirconium oxide and lithium disilicate glass-ceramics
- Trusted for 20 years of clinical success
- 230 million restorations placed worldwide\*
- Efficiently fabricated, stunning results



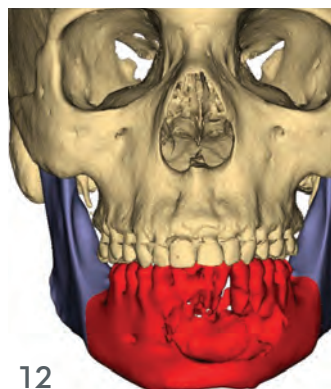
Learn more



## Volume 55 Issue 2



6



12



14



17

## 6 Collaboration, Care and Progress

Ahmed Mahrous, BDS, MS, FACP

*A message from ACP Messenger Editor-in-Chief.*

## 8 Updates and Insights: The American Board of Prosthodontics Certification Examination, Part 2

ABP Leadership

*The second article on the latest with the ABP.*

## 12 Precision Through Teamwork: A Dental Technician's Perspective on Advanced Prosthodontic Collaboration

Dimitri Tsiichlis

*Working together can be rewarding for all involved.*

## 14 Securing Implant Data for Lifelong Care: The Role of a Dental Implant Patient Portal

Nadim Z. Baba, DMD, MSD, FACP, Tony Zablit, and Tom Bate

*Explores the need for tracking of implant data.*

## 17 2025 National Prosthodontics Awareness Week

Juliet Tchorbajian, DDS, MS, FACP and

Bhavika Thakkar, BDS, DDS, PGDAD,

2025 NPAW/PR Committee Co-Chairs

*Highlights from the 2025 NPAW celebration!*

## 22 The Power of Networking, the Heart of the ACP is Connection

Douglas G. Benting, DDS, MS, FACP

*A message from the 2025 ACP President.*

## 24 Strengthening the Future of Prosthodontics Together

Joseph DiFazio, DMD, FACP

*Learn more about how the ACPEF supports the specialty.*

## 26 Our Community & Upcoming Events

## 27 Classified Ads

### On the cover

A maxillary cobalt-chromium (Cr-Co) cast metal framework for a removable partial denture, photographed with a dual-flash macro setup to accentuate the precision of its design. Each clasp assembly, rest seat, and major connector reflects careful adherence to prosthodontic principles, tailored to the patient's unique anatomical and occlusal demands. The interplay of pink and blue reflective materials highlights the complexity of the design while paying homage to the art within the science of removable prosthodontics.

*Photographed by Dr. Riley K. Allen, using a Canon EOS Rebel T5i and Canon EF 100mm f/2.8L Macro IS USM lens. Exposure: 1/125 sec at f/32, ISO 125. Lighting: Dual Canon EL-100 Speedlites diffused through a softbox with reflective cloths.*



Dr. Riley K. Allen is a prosthodontic specialist and partner at Sandhills Dental Rehabilitation Center in Southern Pines, NC, where he provides comprehensive restorative and prosthodontic care with a focus on precision, function, and esthetics. A proud Triple Tar Heel, Dr. Allen earned his undergraduate degree, DDS, and certificate in prosthodontics from the University of North Carolina at Chapel Hill.

Dr. Allen currently serves as President of the North Carolina Section of the ACP.

**Interested in having a photo featured on the cover?**  
Let us know at [media@prosthodontics.org](mailto:media@prosthodontics.org)!

**Editor-in-Chief**

Ahmed Mahrous, BDS, MS, FACP

**Editors**

Wendy Auclair Clark, DDS, FACP

Heba Elkassaby, BDS, DMD, MDSc, FACP

Patricia Swanson, DDS, FACP

**Editor Emeritus**

Lyndon F. Cooper, DDS, PhD, FACP

**2025 ACP Board of Directors**

Douglas G. Benting, DDS, MS, FACP, President

Kenneth S. Kurtz, DDS, FACP, President-Elect

Daniel A. Givan, DMD, PhD, FACP, Vice President

Louis F. DeSantis, DDS, FACP, Secretary

Caroline T. Nguyen, DMD, MS, FACP, Treasurer

John D. Ball, DDS, FACP, Immediate Past President

Elphida G. Ayvazian, DMD, Director, Public Relations & Communications Division

Dima Ghunaim, DMD, MS, FACP, Regional Membership Director - Central

Alvin G. Wee, DDS, MS, MPH, PhD, Director, Prosthodontic Forum

Despoina Bompolaki, DDS, MS, FACP, Director, Continuing & Professional Education Division

Laleh Abdolazadeh, DDS, FACP, Regional Membership Director - Federal Services

Peter J. Gerngross, DDS, MS, Director, Maxillofacial Prosthetics Division

Joseph DiFazio, DMD, FACP, Chair, ACP Education Foundation

Robert E. Stover, DDS, MS, FACP, Vice Chair, ACP Education Foundation

Radi M. Masri, DDS, MS, PhD, FACP, Editor-in-Chief, *Journal of Prosthodontics*

Diana M. Pham, DDS, MSD, Regional Membership Director - Rockies/Plains

Gary A. Nord, DMD, FACP, Regional Membership Director - Northeast

Igor J. Pesun, DMD, MS, FACP, Regional Membership Director - International

Robert M. Bentz, DMD, FACP, Regional Membership Director - Eastern

Brian J. Goodacre, DDS, MSD, Regional Membership Director - Pacific

Roberta Wright, DMD, MDSc, FACP, Director, Prosthodontic Practice & Patient Care Division

Carlo Ercoli, DDS, MBA, FACP, Director, Education & Research Division

**ACP Central Office Staff**

Chris Welber, MBA, MA, CAE, Executive Director

Katherine Koszyk, CMP, Senior Manager, Education & Meetings

Justinn McDaniel, Senior Manager, Membership & Section Engagement

Marcus Mixon, Coordinator, Education & Meetings

Sean O'Reilly, Senior Coordinator, Marketing

Adanna Uwaegebute, Membership & Operations Coordinator

Evan Summers, Senior Manager, Communications

Ryan Tabisz, Coordinator, Governance Operations

Carrie Villa, MM, Director, Finance & Administration

Rachel Yehl, MA, Managing Editor, *Journal of Prosthodontics*

**Managing Editor**

Evan Summers

**Design**

Publications Associates, Inc.

**Display Advertising**

M.J. Mrvica Associates, Inc. (856) 768-9360 Email: [mjmrvica@mrvica.com](mailto:mjmrvica@mrvica.com)

**Classified Advertising**

Visit [Prosthodontics.org](http://Prosthodontics.org) to place your classified ad! If you have any questions or need assistance, please reach out to Sean O'Reilly at [soreilly@prosthodontics.org](mailto:soreilly@prosthodontics.org). When you place a classified ad with the ACP, your ad appears online for 4 months and in an issue of the ACP Messenger.

The mission of the *ACP Messenger* is to inform readers about current prosthodontic trends, challenges, and successes.

Statements of fact and opinion are the responsibility of the authors alone and do not imply an opinion on the part of the officers or the members of the ACP.

The *ACP Messenger* annual subscription rate for members is \$45, which is included in membership dues. The U.S. subscription rate for Prosthodontic Forum Organization members is \$55 and \$65 for non-members. Canadian subscribers add \$5 each year; all other non-U.S. subscribers add \$10 each year.

The *ACP Messenger* (ISSN # 0736-346X) is published three times per year by the American College of Prosthodontists:  
6400 Shafer Ct., Suite 625, Rosemont, IL 60018 Phone: (312) 573-1260 Fax: (312) 573-1257 Email: [acp@prosthodontics.org](mailto:acp@prosthodontics.org) Website: [Prosthodontics.org](http://Prosthodontics.org)

Postmaster: Send address changes to the ACP Central Office at 6400 Shafer Ct., Suite 625, Rosemont, IL 60018 or [acp@prosthodontics.org](mailto:acp@prosthodontics.org).

© Copyright 2025 American College of Prosthodontists. All rights reserved. Materials may not be reproduced or translated without written permission. Contact the ACP for reprint permission.



# LEADING PROTHODONTIST ADVOCATES FOR NUTRITIONAL SUPPORT IN IMPLANT PATIENTS



## Teeth in a Day™ Innovator, Dr. Thomas J. Balshi

Addresses the Nutritional Requirements of Implant Patients

- ✓ Patient subclinical nutritional deficiencies are very common.
- ✓ Poor nutrition has proven to be a significant risk factor for increasing the likelihood of implant failure.
- ✓ Nutritional factors and deficiencies can adversely affect implant surgery and patient rehabilitation.
- ✓ Supplementing with vitamins, minerals and other nutrients may be useful and even necessary for implant patients before and after implant placement.
- ✓ Dental implants and implant-supported prostheses are viable treatment options for all patients when nutritional factors are considered.
- ✓ A strong patient nutritional profile can enhance healing, osseointegration, and overall implant success before and after a dental implant procedure.



*When a regimen is started prior to an implant procedure, I believe BONE-TITE enhances osseointegration strength, even on the day implants are placed, which is a great asset for immediate loading with the Teeth in a Day™ protocol and continued use following the procedure helps supports implant success.*



**Thomas J. Balshi, DDS, PhD, FACP,**  
A leading implantologist and BONE-TITE advocate



To request more information, complimentary BONE-TITE® samples, and patient materials:



**888-325-2395**



**bonetite@mediniche.com**



**www.bonetite.com/samplerequest**

SCAN THE QR  
CODE TO THE  
RIGHT WITH YOUR  
PHONE CAMERA



# Collaboration, Care and Progress

Ahmed Mahrous,  
BDS, MS, FACP  
ACP Messenger Editor-in-Chief

The latest from ACP Messenger Editor-in-Chief Dr. Ahmed Mahrous.

I want to start this column by expressing my deepest gratitude to our contributors, readers, and the editorial team for their continued support and engagement. It has been a privilege to serve in my role as Editor-in-Chief and to help bring forward the voices and ideas that make our specialty stronger. As life leads me into new and exciting directions, I've made the difficult decision to step away from my role as Editor-in-Chief. I'm proud of what we've accomplished together and thankful for the opportunity to have been part of this journey.

This issue reflects the wide range of expertise and innovation within our community. In a follow-up to their article in the previous issue, the American Board of Prosthodontics (ABP) provides a detailed update on the certification examination process. This piece offers valuable insight into recent exam performance data, psychometric methodology, and the evolving expectations for candidates and Diplomates alike. It reinforces the ABP's commitment to fairness, transparency, and continuous improvement.

We also hear from ACP Dental Technician Alliance member Dimitri Tsiachlis, who shares a complex and inspiring case involving a multidisciplinary mandibular fibula reconstruction. His account highlights the impact of close collaboration between prosthodontists and laboratory professionals and offers a compelling look at the power of teamwork and innovation in achieving life-changing results for patients.

This issue also features a highlight of some of the 2025 National Prosthodontics Awareness Week activities,

submitted by ACP members, and PR/NPAW Committee co-chairs Dr. Juliet Tchobajian and Dr. Bhavika Thakkar.

Finally, Dr. Nadim Z. Baba, a past president of the ACP, and his co-authors make a compelling case for the creation and use of dental implant patient portals. As the number and complexity of implant systems continue to grow, the authors argue that patient access to implant data is essential to maintaining continuity of care. Their article challenges us to think critically about long-term recordkeeping and patient empowerment in a changing clinical landscape.

It has been an honor to help shape this publication and to share the stories and scholarship that define our field. I look forward to seeing the *ACP Messenger* continue to grow. Keep an eye out for some exciting announcements regarding the *ACP Messenger* in the coming months. ■

Warmly,

Ahmed Mahrous, DDS, MS, FACP  
*Editor-in-Chief, ACP Messenger*



*Dr. Ahmed Mahrous serves as an Associate Professor and Director of CAD/CAM Dentistry at Arizona School of Dentistry and Oral Health (ASDOH), part-time in private practice, and as an Adjunct Professor at the University of Iowa.*







# Updates and Insights: The American Board of Prosthodontics Certification Examination, Part 2

ABP Leadership

Familiarity with the American Board of Prosthodontics (ABP) certification process helps candidates pursuing certification better understand the path ahead, and the Diplomates better appreciate continued proficiency. Since ABP certification and recertification processes constantly evolve to reflect a dynamic prosthodontic environment, open and accessible lines of communication are necessary for smooth operations. This is the second article in a series that will highlight the latest with the ABP.

## An Annual Look at Outcomes

The ABP president typically provides updates to advanced program directors at the ACP Educators Conferences and updates potential exam candidates at the ACP Board Preparation Course regarding the implementation of examination changes and candidate performance on recent exams. These presentations discuss candidate strengths and weaknesses in Section-B and D examinations. While this approach was helpful, it may not have provided the clarity needed to understand examination concerns and outcomes.

For added clarity, ABP update presentations include recent examples from candidate presentations that illustrate high- and low-quality clinical performance. In presenting these images, the audience can appreciate the treatment presented during oral examinations and ABP expectations regarding clinical treatment and documentation quality.

Advanced program directors and potential certification candidates regularly express interest in examination

statistics and candidate performance. **Tables 1–3** provide historical exam performance from recent years.

## From a Psychometric Point of View

While those in academic environments generally appreciate statistical assessment of written examination performance, the same may not be true for statistical evaluation of oral examinations conducted by examiner teams. Inter-examiner reliability and validity are paramount for assessing Sections B, C, and D exam outcomes.<sup>7</sup> The evaluation must account for the degree of inter-examiner agreement and the consistency of their ratings. The presence of agreement does not guarantee consistency, or vice versa.

Agreement statistics and kappa coefficients measure inter-examiner agreement between examiner pairs. These statistics indicate how often examiners gave identical ratings, adjacent ratings, and ratings that disagreed. The kappa coefficient measures the magnitude of inter-examiner agreement.<sup>8</sup>

---

*Part 1 of this article appeared in the previous issue of the ACP Messenger, Vol. 55 Issue 1, and explored the origins of prosthodontic certification and how the ABP continues to evolve its examination process to stay current, accessible, and rigorous. You can find it online at [ACPMessenger.com](http://ACPMessenger.com)!*



**Table 1. Number of candidates and historical pass rates for the ABP Section A exam.**

	April 2017	April 2018	April 2019	Sept. 2020	April 2021	April 2022	April 2023	April 2024
Number of Candidates	148	156	165	99	170	149	151	166
Pass Rate	88%	85%	86%	90%	87%	83%	79%	85%

**Table 2. Number of candidates and parts for the ABP Section B and D exams.**

	April 2021	Oct 2021	Feb 2022	Nov 2022	Feb 2023	Nov 2023	Feb 2024	Oct 2024
Section B, Part 2	2	3	2	2	8	9	5	6
Section B, Part 3	20	30	23	30	25	27	15	36
Section B, Part 4	54	22	61	21	49	29	59	28
Section D	3	10	3	13	1	10	3	14

**Table 3. Number of candidates and historical pass rates for the ABP Section C exam.**

	April 2021	Oct 2021	Feb 2022	Nov 2022	Feb 2023	Nov 2023	Feb 2024	Oct 2024
Number of Candidates	23	27	35	30	35	36	25	34
Pass Rate	74%	41%	37%	53%	74%	92%	84%	94%

Given the ordinal nature of the ratings, polychoric correlation coefficients estimate inter-examiner consistency,<sup>9</sup> and correlation coefficients estimate the strength of inter-examiner rating relationships.<sup>10</sup>

The Section C examination is analyzed using the many-facet Rasch model,<sup>11</sup> which calibrates candidate ability, examiner severity, scenario difficulty, and skill difficulty onto the same linear scale. The examiner team and the scenarios involved do not bias the candidate's outcome. Examiners rotate partners and scenarios throughout the examination to provide the linking required for a many-facet analysis.

A benchmark is a measurement frame of reference that allows scores and pass/fail decisions on subsequent exams to have the same meaning. Administration-to-administration equating is achieved by anchoring common elements between administrations. Ideally, an examination

should provide an equal opportunity for all candidates to pass regardless of the scenarios the candidate challenges or the examiners interacting with the candidate. The Board can apply the same criterion standard across multiple administrations despite using different examiners and scenarios by linking or equating the current exam data to the pooled benchmark via common elements. The ABP periodically conducts standard-setting exercises (via an Angoff-like methodology<sup>12</sup>) with the assistance of professional psychometricians.

### Continued Proficiency or Recertification

Maintaining Diplomate status requires periodic recertification. Those interested in the criteria of this process are strongly encouraged to visit the Guidelines for details. Only the highlights are presented here.

A certificate of Diplomate status is issued for a prescribed 8-year period. All Active Diplomates and Active Life



**The 2025 ACP Board Preparation Course will be taking place in person at the ACP Annual Session in New Orleans. An on-demand version of the course will be available after the meeting. The ACP Board Preparation Study Guide is available anytime through ACP Anywhere!**

Diplomates (see below) must undergo a process to assess continued proficiency (i.e., recertification). Within the prescribed 8-year period, these individuals must (1) complete an examination focusing on contemporary prosthodontics and (2) obtain and report at least 240 hours of continuing education or other prosthodontic-related professional activities. At most, 60 hours per year may be reported.

## Life Diplomat or Active Life Diplomat Status

A Diplomat may apply for Life Diplomat or the newly established Active Life Diplomat status if they (1) have 10 years of good standing and have retired from compensated teaching, practice, or related dental activities, (2) are 70 years old, or (3) have 35 continuous years of good standing in the ABP. Unlike Life Diplomates, Active Life Diplomates have membership login access and are listed on the ABP website. A nominal fee is charged to Active Life Diplomates.

## Diplomates.

A question often asked of the ABP is, “How many ABP Diplomates are there?” While these numbers vary as new Active Diplomates are added following certification examinations and as some Diplomates retire from private

practice and full-time academics, the current (Aug. 2025) Diplomat numbers are:

- Active Diplomates – 1,070
- Life Diplomates – 498
- Active Life Diplomates – 11

## Conclusions

Board certification in the various dental and medical specialties is a method of credentialing trained specialists through examination and peer evaluation. It signifies qualification and achievement beyond formal academic or clinical training. Specialty certification defines the specialty; without certification, the specialty may not exist.

The guiding principles used to establish the ABP in the late 1940s remain today. The practical aspects of the certification process have been constantly evolving ever since. An essential function of the ABP is to keep the prosthodontic specialty informed about the evolution of modern certification values and practices. To this end, the update provided here was intended to inform prosthodontic residents, exam candidates, and Diplomates, encouraging their continued enthusiasm and participation. ■



### ABP Leadership

Marion Brown, DDS, FACP  
David R. Cagna, DMD, MS, FACP  
Mathew T. Kattadiyil, BDS, MDS, MS, FACP  
Heather J. Conrad, DMD, MS, FACP  
Geoffrey A. Thompson, DDS, MS, FACP  
Frank J. Tuminelli, DMD, FACP

Arun Sharma, BDS, MS, FACP  
Gerald T. Grant, DMD, MS, FACP  
Carlo Ercoli, DDS, FACP  
Dean Morton, BDS, DDS, MS, FACP  
Thomas J Salinas, DDS, FACP  
Joe Flannigan, ABP Chief Professional Officer

## References

7. Personal communication. Jordan Nelson Stoeger, MEd, Senior Psychometrician, Licensure and Certification, Data Recognition Corporation, Maple Grove, Minnesota.
8. Viera AJ, Garrett JM. Understanding interobserver agreement: The kappa statistic [PDF file]. *Fam Med*. 2005;37:360-3. Available from: [https://www1.cs.columbia.edu/~julia/courses/CS6998/Interrater\\_agreement.Kappa\\_statistic.pdf](https://www1.cs.columbia.edu/~julia/courses/CS6998/Interrater_agreement.Kappa_statistic.pdf).
9. Gadermann AM, Gubn M, Zumbo BD. Estimating ordinal reliability for Likert-type and ordinal item response data: A conceptual, empirical, and practical guide. *Pract Assess Res Eval*. 2012;17(3):1-13. Available from: <https://scholarworks.umass.edu/pare/vol17/iss1/3>.
10. Schober P, Boer C, Schwarte LA. Correlation coefficients: Appropriate use and interpretation. *Anesth Analg*. 2018;126:1763-8. <https://doi.org/10.1213/ANE.0000000000002864>.
11. Facets computer program for many-facet Rasch measurement, Version 3.83.1. [Internet]. JM Linacre. 2020 [cited 2024 November 11]. Available from: <https://www.winsteps.com/index.htm>.
12. Angoff WH. Scales, norms, and equivalent scores. In: RL Thorndike, WH Angoff, EF Lindquist (Eds.), *American Council on Education – Educational Measurement, 2nd Edition* [PDF file], 1971, pp. 508-600, Washington, DC: American Council on Education. Available from: <https://www.ets.org/Media/Research/pdf/Angoff.Scales.Norms.Equiv.Scores.pdf>





# CHART A SMOOTHER COURSE

The right financial guidance will help you succeed in any kind of water. We have helped dentists, doctors and specialists from training to practice through retirement since 1959.

**Treloar  
& Heisel**  
AN EPIC COMPANY

**ACP**  
AMERICAN COLLEGE OF  
PROTHODONTISTS


Contact us today


**800.345.6040**


[info@treloaronline.com](mailto:info@treloaronline.com)



Follow for more

 [TreloarHeisel](#)

 [TreloarHeisel](#)

 [Treloar and Heisel](#)

[www.treloaronline.com](http://www.treloaronline.com)

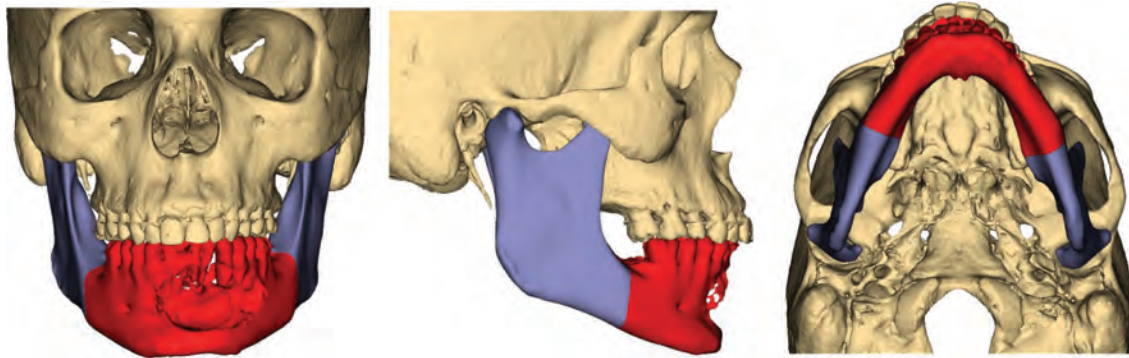
TH-25-001



# Precision Through Teamwork: A Dental Technician's Perspective on Advanced Prosthodontic Collaboration

Dimitri Tsiichlis

With over 25 years of experience as a dental laboratory technician and ownership of two laboratories located in Quebec, Canada, and Winter Park, FL, I have had the privilege of collaborating on a wide range of complex and rewarding cases alongside clinicians.



**Fig. 1:** 3D reconstruction of a mandible showing segmentation of a fibula free flap (red) and native mandible (blue) in preoperative virtual surgical planning. Shown are frontal, lateral, and inferior views, highlighting the anatomical integration and alignment for mandibular reconstruction.

As a dental technician, I particularly enjoy working with prosthodontists, whose cases often involve unique challenges and opportunities for innovation and precision.

One of the most challenging and rewarding cases I encountered this year was a multidisciplinary mandibular fibula reconstruction that required an immediate load temporary prosthesis. The patient's entire mandible was reconstructed using parts of his fibula, guided by surgical templates indicating the precise length needed for each section. The mandible was reconstructed by head and neck surgeon Dr. Fawaz Makki and the temporary prosthesis was clinically installed by ACP member Dr. Jennifer Somoray, making sure that it aligned to the existing implants, achieving correct centric relation and function.

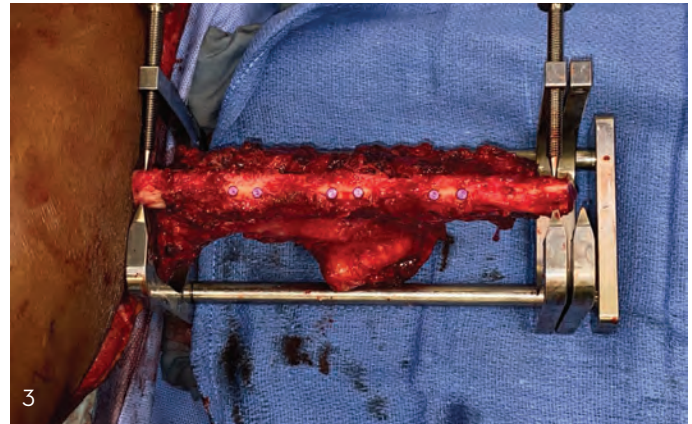
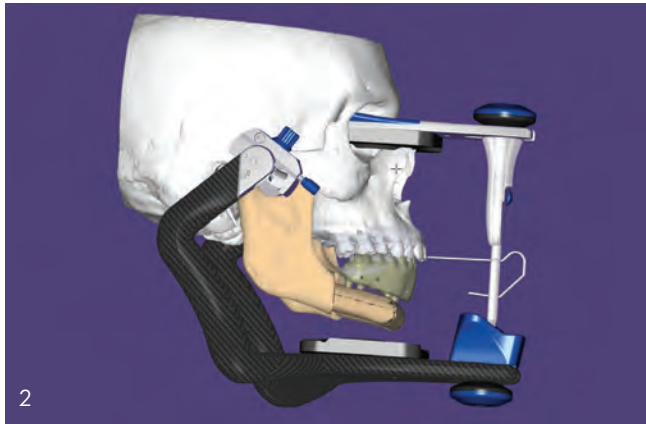
The process began with detailed planning, starting with intraoral and bite scans of the maxilla and mandible, followed by a CBCT scan of the patient's head and fibula.

These scans were merged to assess the tumor's impact and plan the reconstruction, ensuring that bone, tissue, and teeth aligned properly.

During the planning phase, we also communicated with Dr. Somoray to ensure precise visualization and manipulation of the final design. She visited the laboratory and later on we sent her 3D HTML files, allowing Dr. Somoray to visualize the prosthesis in 3D and manipulate the meshed layers before proceeding with production. This step was crucial in refining the function of the prosthetic.


We utilized multiple CAD software to digitally simulate the final outcome of the reconstructed mandible and to design a functional, esthetic interim full-arch prosthesis. Due to the prosthetic's required height, 3D printing and ceramic-infused PMMA materials were used instead of milling. The prosthetic was cured using a nitrogen flash unit, resulting in a stronger final product and eliminating the risk of long-term monomer





**Fig. 2:** Digital simulation of a skull mounted on a virtual dental articulator, used for replicating mandibular movements and occlusion in prosthodontic treatment planning.

**Fig. 3:** Intraoperative image of mandibular reconstruction using a titanium external fixator.



**Fig. 4:** 3D mesh model of a cylindrical component with multiple helical or ring structures, displayed in edit mode for precision modeling and structural refinement.

**Fig. 5:** Side view of a 3D-modeled cylindrical structure in edit mode, highlighting vertex selection and vertical measurement of 17.0713 mm for dimensional reference.

**Fig. 6:** 3D-printed anatomical model showcasing the maxillo-facial structure with a detailed mandibular restoration.

leakage. Esthetics were enhanced by layering multiple composite colors to mimic the patient's existing gum, with guidance from detailed photos provided by Dr. Somoray.

The extreme vertical height of the prosthetic posed a unique challenge, as standard implant components were insufficient for the case's structural and spatial demands. To overcome this, our team re-engineered fully customized parts using advanced non-dental CAD software, typically reserved for industrial design. This allowed us to achieve greater precision and adaptability than conventional dental tools could offer. We then produced the components entirely in-house using high-precision manufacturing equipment, ensuring optimal fit, durability, and seamless integration—demonstrating our commitment to innovative, cross-disciplinary solutions in complex clinical cases.

This case stands out as my favorite of the year due to its complexity and the life-changing impact it had on the patient. It exemplifies the meticulous planning, collaboration, and innovative thinking required to make a difference in someone's life. A big thank you to Dr. Jennifer Somoray and Dr. Fawaz Makki for the opportunity and education on this case. ■



*Dimitri Tsioblis is a dental technician, the CEO of Styledent Dental Laboratory in Laval, Quebec, Canada, and owner of Styledent LLC, a dental laboratory based in Winter Park, FL...*

# Securing Implant Data for Lifelong Care: The Role of a Dental Implant Patient Portal

Nadim Z. Baba, DMD, MSD, FACP  
Tony Zablit  
Tom Bate

The dramatic rise in dental implant systems over the past decade presents both opportunities and challenges for clinical practice, underscoring the need for improved tracking and patient access to implant data.

## Introduction

The landscape of dental implantology has experienced a seismic shift over the past decade, with the number of dental implant types and interfaces skyrocketing from 1,300 in 2014 to over 10,738 today. This exponential increase, spanning across nearly 4,000 brands and models from 570 companies worldwide, poses formidable challenges for dental professionals. It emphasizes the urgent necessity for systematic implant registration and comprehensive patient education through dedicated patient portals. Without these measures, the complexity and variety of implants threaten to overwhelm both providers and patients, jeopardizing the quality of care and patient outcomes.

## The Current State of Affairs

Annually, over 5 million dental implants are placed in the United States.<sup>1</sup> However, the rapid proliferation of implant types raises pressing questions about the future of implant dentistry: How many more brands will be introduced? How many will become obsolete? In 2023, the FDA cleared 33 new dental implant brands, followed by 26 line extensions in 2024.<sup>2</sup> Meanwhile, published reviews show biological and technical complications in roughly 30–35% of implant-supported prostheses after five years, with survival rates in the 93–98% range, meaning a 5-year complication/failure rate of nearly 10% or higher.<sup>3–5</sup> This underscores the urgent need for improved tracking and standardization to better safeguard patient outcomes.

## The Problem of Implant Identification:

The discontinuation of implant lines and the closure of companies present critical risks. Currently, there is no mandate requiring implant companies to maintain components for discontinued lines, creating a perilous gap in continuity of care. This uncertainty forces dental providers to scramble in identifying unknown implants, often relying on peers or third-party resources that may be neither accurate nor timely. The current estimate of monthly implant identification requests within the U.S. is over 4,000. Such delays compromise patient care and satisfaction, undermining the trust patients place in their dental investments.

## Patients' Expectations and Rights

Patients invest substantially in dental implants, with costs exceeding \$5,000 for a single implant and upwards of \$25,000 for a fixed full arch. They rightfully expect their dental professionals to be well-informed and capable of ensuring continuity of care, which includes providing comprehensive implant details. Moreover, under the Health Insurance Portability and Accountability Act (HIPAA), patients are entitled to access their health information, encompassing all dental implant specifics. This legal right underscores the necessity for transparency and thorough communication between dental providers and patients to uphold trust and ensure the long-term success of their dental investments.



## The Need for a Patient Portal

Given the increased complexity and number of implant systems, a patient portal for dental implants is not merely beneficial, it is indispensable. Modern dental practices invest heavily in advanced technologies such as CBCT, intra-oral scanners, 3D printing, and guided surgery, underscoring the critical need for systems that ensure continuity of care. Unlike other dental procedures, dental implants are Class II medical devices, necessitating stringent oversight and reliable record-keeping.

Implementing a patient portal is essential to maintain these standards, streamline patient care, and uphold the integrity and success of dental implant procedures.

## Mobility of Dentists and Patients

With American families relocating an average of five times in a lifetime and dentists frequently moving to different

practices, maintaining accurate and accessible records is more critical than ever.<sup>6</sup> Although varying sources recommend records be kept for a minimum of 5-7 years, this does not ensure that implant details will always be readily available or recognizable to new providers. This transient nature of both patients and practitioners highlights the urgent need for a robust system to safeguard implant information, ensuring that vital data is accessible whenever and wherever needed, thus guaranteeing continuity of care and patient satisfaction.

## Engaging Patients in Decision-Making

Providing detailed implant information should be as fundamental as engaging patients in prosthetic design and hygiene maintenance. This proactive approach ensures patients are not left vulnerable to inconsistencies in providers' record-keeping systems. It also streamlines

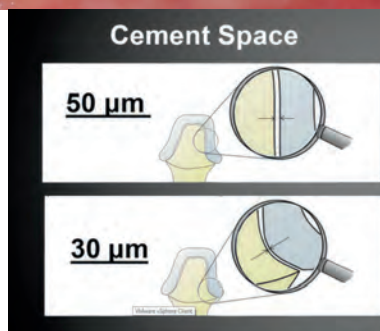
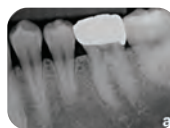
# Fit for Exceptional Outcomes

Cusp Dental Laboratory understands that optimal fittings dictate esthetic outcomes.

With Cusp's advanced esthetic laboratory procedures, state-of-the-art CAD/CAM equipment, and highly trained specialists, we are your proven source and dedicated dental crowns and bridges partners.



KATANA™ UTML Full Zirconia Crown with custom staining on tooth #19  
Ariel J. Raigrodski, DMD, MS, FACP  
Lynnwood, WA



Visit [www.cuspdental.com](http://www.cuspdental.com), contact us at 781-388-0078 or [info@cuspdental.com](mailto:info@cuspdental.com).



KATANA is a trademark of Noritake Co., Limited

future treatments by eliminating confusion over implant brands, fostering better patient outcomes and trust. Embracing this approach elevates the standard of care, guaranteeing that patients have the critical information they need for the longevity and success of their implants, regardless of where or when they seek further dental treatment.

## Addressing Objections

Common objections to implementing a patient portal include concerns about cost, training, and integration with existing systems. However, the benefits far outweigh these perceived challenges. A patient portal can be monetized with minimal cost per patient for lifetime access and ongoing updates. User interface is straightforward, requiring less than a minute to input data accurately. Moreover, relying on office staff to locate implant details without a portal is more disruptive and costly than providing patients with 24/7 access.

## The Implications of OEM Warranties

By ensuring that patients have access to their implant data through a dedicated portal, they can make well-informed choices about their care and understanding the importance

of using Original Equipment Manufacturer (OEM) products to maintain their warranties and optimize their implant experience. A critical aspect of dental implants is the OEM warranty. If dental professionals do not use OEM products during procedures, they risk invalidating these warranties. This can leave patients at significant financial risk, as the burden of complications or failures may shift to them. Furthermore, using non-OEM products can jeopardize the precision fit of the implants, leading to potential complications and a decrease in patient satisfaction.

## Conclusion

Establishing a dental implant patient portal should become the standard of care for all implant patients, past and present. The lack of a systematic approach to implant registration and patient education is causing unnecessary confusion and frustration within the dental community and among patients. As the number of implant brands continues to grow, dental providers must take proactive steps to ensure continuity of care. This article emphasizes the critical need for dentists to adopt patient portals for implant registrations, ensuring that patients receive the care and continuity they need. ■

---

### References:

1. American Academy of Implant Dentistry (AAID). "Dental Implant Facts and Figures." Available at: [https://www.aaid.com/about/Press\\_Room/Dental\\_Implants\\_FAQ.html](https://www.aaid.com/about/Press_Room/Dental_Implants_FAQ.html)
2. [www.FDA.org](https://www.fda.org)
3. Pjetursson BE, Thoma D, Jung R, Zwahlen M, Zembic A. A systematic review of the survival and complication rates of implant-supported prostheses (FDPs) after a mean observation period of at least 5 years. *Clin Oral Implants Res* 2012;23 Suppl 6:22-38.
4. Hanif A, Qureshi S, Sheikh Z, Rashid H. Complications in implant dentistry. *Eur J Dent* 2017;11:135-140.
5. Yi Y, Heo SJ, Koak JY, Kim SK. Mechanical complications of implant-supported restorations with internal conical connection implants: A 14-year retrospective study. *J Prosthet Dent* 2023;129:732-740.
6. The Evolving dental practice model: Data update for 2023 on practice size and DSO affiliation. Health Policy Institute Analysis. American Dental Association.



Nadim Z. Baba, DMD, MSD, FACP. Professor, Advanced Education Program in Implant Dentistry and Private practice in Glendale, CA.



Tony Zablit. Dental Implant Industry Executive, Georgetown, TX.



Tom Bate. Dental Implant Industry Executive, Cary, NC.




# 2025 National Prosthodontics Awareness Week

Juliet Tchorbajian, DDS, MS, FACP  
 Bhavika Thakkar, BDS, DDS, PGDAD  
 2025 NPAW/PR Committee  
 Co-Chairs

National Prosthodontics Awareness Week (NPAW) took place April 20-26, with celebrations taking place in-person and online throughout the country spreading awareness about our specialty.

National Prosthodontics Awareness Week (NPAW) is held annually during the last week of April. This is a grassroots initiative for our members to engage with the public, dental community, and dental students to raise awareness about the importance of prosthodontics. The NPAW/Public Relations Committee worked hard this year to provide resources for our members to celebrate in their community.


This year, the committee focused on the **journey of the prosthodontist**. We are acutely aware that every prosthodontist has a unique path to specialization. Prosthodontics encompasses a wide range of dental practices from prosthetics to implants. Therefore, we wanted to give everyone the opportunity to showcase and celebrate their specific areas of practice.



In lieu of traditional social media NPAW facts, we decided this year we would provide prompts that would allow members to share their personal perspectives on prosthodontics. The prompts were downloaded almost 600 times for distribution. We were pleased to invite members to takeover our Instagram account each day for NPAW and the #NPAW2025 was used over 100 times throughout the week.

Once again, we were able to offer a complimentary NPAW webinar for CE credits presented by committee co-chairs Dr. Juliet Tchorbajian and Dr. Bhavika Thakkar on the journey to specialization. This serves as a valuable resource for dental students, specialists, and prosthodontists to showcase different areas of our specialty.

It was wonderful to see how everyone celebrated this year's NPAW and we look forward to another successful NPAW in 2026!



“Celebrating NPAW is a powerful way to highlight the artistry and innovation behind prosthodontics. It’s not just about replacing teeth – it’s about restoring confidence, function, and quality of life. Events like these inspire future dentists to see the transformative impact of our specialty.”

- DR. VASHTI CONVERS



University of Connecticut post-graduate prosthodontic program celebrated NPAW with a lab open house for dental students. Residents showed the dental students CAD software, waxing techniques, diagnostic cast beautification, and milling/3D-printing. University of Connecticut also celebrated with lectures throughout the week promoting our specialty amongst their dental school and community.”




Dr. Francis Keeling and Dr. Gerard Krueger gave a lecture and hands on demonstration to the University of Florida AEGD residents and faculty. The presentation focused on the orientation of the maxilla in comprehensive dentistry.



Residents, faculty, and students at the University of Pennsylvania prosthodontics program hosted multiple CE events in honor of NPAW including a hands-on implant course with Dr. Akanksha Srivastava (pictured above).”




The Massachusetts Section of the ACP hosted a NPAW panel event at Tufts University School of Dental Medicine. The two-hour program featured four panelists representing diverse practice models. The event provided valuable insights for residents and new practitioners while offering them the opportunity to foster connections with seasoned prosthodontists throughout Massachusetts.







The University of Maryland prosthodontics division celebrated NPAW with a digital poster competition that featured 13 predoctoral student case presentations. The students were able to interact with their faculty and residents to share all our specialty encompasses.



The University of Manitoba residents presented posters at the Manitoba Dental Association to promote the specialty and raised awareness of our specialty to dental professionals in attendance.



University of Missouri Kansas City celebrated NPAW with a lunch and lecture for their residents and dental students

National Prosthodontic Awareness Week is instrumental in boosting the specialty's national visibility and strengthening collaboration and referral networks with general dentists and specialty colleagues."

- DR. FRANCIS KEELING



Dr. Stella Stavrou presented to residents at UCLA on integrating prosthodontics into interdisciplinary workflows in private practice.

"NPAW provides the opportunity to highlight the versatility of our specialty and spark conversations about how we can collaborate across disciplines to enhance patient care."

- DR. STELLA STAVROU

“We celebrate NPAW to honor the future generation of prosthodontists, who remind us that education is not just about knowledge, but about inspiring excellence, compassion, and innovation in patient care.”

– DR. LOANA M. TOVAR SUINAGA



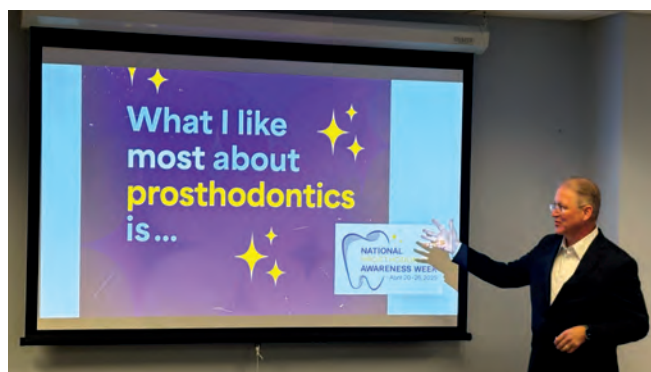
The University of Alabama Birmingham School of Dentistry celebrated NPAW with a series of events that highlight the impact and importance of prosthodontics. Residents and faculty, including ACP Vice President Dr. Daniel Givan, hosted lunch and learns throughout the week, alumni returned to discuss their experience post-residency, and UAB organized a Resident Symposium featuring case presentations showcasing resident-led research.



Dr. Ali Obeidi and staff at Elite Dental Specialists hosted an open house to educate their community about the power of prosthodontics. The open house was featured on a “Live on Location,” segment of their local news.



Prosthodontists at the University of Louisville School of Dentistry hosted a lunch and lecture with dental students to discuss the range of prosthodontics to raise awareness about specializing in prosthodontics.



ACP President Dr. Douglas Benting presented to residents from Arizona State University and Midwestern College of Dental Medicine on the complexity of modern prosthodontics. This lecture was part of a lunch and lecture series sponsored by the Arizona Section of the ACP in honor of NPAW.

### 2025 National Prosthodontics Awareness Week/Public Relations Committee Members

Dr. Juliet Tchorbajian, Co-Chair  
 Dr. Bhavika Thakkar, Co-Chair  
 Dr. Eugenio Brenes  
 Dr. Ruhaniyot Cheema  
 Dr. Prajakta Kulkarni  
 Dr. Robert Raimondi  
 Dr. Stella Stavrou  
 Dr. Elphida Ayyazian, ACP Public Relations & Communications Division Director



## A Message from the Co-Chairs of NPAW 2025

Serving as the co-chair for the National Prosthodontics Awareness Week (NPAW) for the second year has been an inspiring and rewarding journey. NPAW allows us to contribute meaningfully to spread awareness about prosthodontics and its transformative potential in patient care. Working closely with our dedicated committee, I witnessed the power of collaboration and shared vision in action to help our members celebrate our specialty.

This year, we strategically developed targeted social media graphics that effectively showcased the depth of prosthodontics through patient stories, treatment highlights, and educational content. I was honored to jointly present the NPAW webinar with my co-chair counterpart, Dr. Juliet Tchorbajian. This webinar was meant to engage with dental professionals and dental students to explore prosthodontics as a career and reinforce the specialty's importance.

Being co-chair for the NPAW Committee allowed me to grow not only as a prosthodontist but also as a communicator, leader, and advocate for our specialty. It has been a privilege to contribute to a cause that reflects my deepest professional values and to help inspire the next generation of specialists.



*Dr. Bhavika Thakkar is the 2025 ACP National Prosthodontics Awareness Week/ Public Relations Committee Co-Chair*

Returning as co-chair of National Prosthodontics Awareness Week (NPAW) 2025 was a rewarding experience that deepened my appreciation for the unique and inspiring paths that lead individuals to our specialty. This year's theme, **Celebrating the Unique Individual Journey of Prosthodontists**, resonated deeply with our committee and shaped the tone of our initiatives. We kicked off the week with an engaging Instagram Takeover, bringing members behind the scenes to spotlight personal stories, clinical cases, and reflections from across the country. Our committee also contributed thoughtful responses to the ACP's daily social media prompts, helping amplify diverse voices within our field and foster meaningful engagement.

A major highlight was co-presenting our webinar with my co-chair, Dr. Bhavika Thakkar, on the diverse paths to prosthodontics—now available on demand on ACP Anywhere! It was an honor to share our journeys and connect with others who related to the twists, pivots, and passions that led us here.

It was especially gratifying to read the creative ways members celebrated NPAW—from lectures and lunch-and-learns to patient appreciation events and community outreach. The energy around NPAW continues to grow each year, and I'm proud to be part of that momentum. ■



*Dr. Juliet Tchorbajian is the 2025 ACP National Prosthodontics Awareness Week/ Public Relations Committee Co-Chair*

See you all  
next year for  
**#NPAW 2026**

# The Power of Networking, the Heart of the ACP is Connection

Douglas G. Benting,  
DDS, MS, FACP  
ACP President

Networking within the ACP is more than connection, it's a catalyst for collaboration, innovation, and advocacy that strengthens the prosthodontic community. From addressing educational standards to advancing patient outcomes, ACP members are shaping the future of the specialty together.

Networking is about creating, and shaping a community where support, inspiration and collaboration contribute to the overall ACP membership experience. A supportive network creates opportunities for growth that might not be possible working alone in a concentrated individual effort.

ACP member Dr. Hesham Nough identified a problem with consistency related to how dental schools were evaluated based on a CODA standard specific to prosthodontics. In short, the focus of the CODA standard involves a treatment decision focused on a cemented fixed partial denture vs. an implant supported restoration...the experiences of a dental student and the autonomy of the patient in terms of choice on how to proceed.

Dr. Nough created a working group that included ACP members to help create a letter from the ACP to CODA working to increase awareness with the intention to develop an opportunity for dialogue to improve the scenario for all parties involved. This network of ACP member educators included dental school deans, associate deans, past & future ACP Presidents. The power of the collective group was on display in terms of communicating with clarity the concern involved while presenting the opportunity for collaboration.

The general assumption is that we have a group of prosthodontist members that understand the power of the network. The challenge is creating value for those new to the profession of prosthodontics to become a participant in the network of ACP members. For those new to the profession as specialists in prosthodontics, ACP membership represents



Dr. Benting (center) with friends and family at the 2024 Annual Awards & President's Dinner, where he was sworn in as President of the ACP.

an investment in an anticipated future benefit. The question is - what can we do to increase the Return on Investment (ROI) to demonstrate value in ACP membership early in the experience?

The ACP Education Foundation (ACPEF) has been working to create value at this point for 40 years and will continue to serve our members with a focus on education and research. Through the leadership of Chair Dr. Joe DiFazio, the ACPEF has provided grants to hundreds of residents to attend the Annual Session every year and supports the John J. Sharry Prosthodontic Research Competition intended to encourage and recognize the original research submitted by prosthodontic residents. The ACPEF Annual Appeal is about to kick off under the leadership of Co-Chairs Dr. Rob Stover and Dr. Ajay Dhingra – a donation of any size is met with



heartfelt gratitude as it is the number of donors that creates the greatest impact.

The last point focuses on the impact of airway on restorative dentistry. Is it true that all patients require an advanced surgical procedure (SFOT, LaForte, Mandibular Advancement) along with orthodontics prior to completing restorative treatment, or is it acceptable to have an awareness of the impact of airway so as not to create an outcome where the patient's ability to breathe has worsened. This is one of the questions that I have asked a group of prosthodontists over time in regard to how they are managing the information related to airway in their practices.

Dr. Van Ramos, Jr. as Chair, along with the 2025 Annual Session program committee, focused on this area for the upcoming meeting with one of the key points relating to "what's real in airway". The 2025 Annual Session in New Orleans will begin on Wednesday Oct. 22 with the first

segment including "The Dilemmas of Airway Dentistry" (Dr. Khosravi) and "Management of Dental Side Effects of Obstructive Sleep Apnea" (Dr. Pliska). The idea is to present practical information that can be applied immediately.

The power of networking enhances the ACP Membership experience with the potential to impact everyone in our specialty. Every opportunity to connect has the potential for greater influence. Wishing each of you the best over the summer and looking forward to connecting this fall in New Orleans! ■



*Dr. Douglas Benting is the 2025 President of the ACP, and maintains a private practice in Phoenix, AZ.*

## 4402 Implant Brands, Can You Identify Them All?

### Live Patient Portal Assurance of Continuity of Care



UPDATE



SHARE



TRACK

With Patients & Referrals



THE OFFICIAL DENTAL IMPLANT  
PATIENT PORTAL



[www.id2dental.com](http://www.id2dental.com)

877-313-2345

# Strengthening the Future of Prosthodontics Together


Joseph DiFazio  
DMD, FACP  
ACPEF Chair

As this year unfolds, we are reminded of the seasons of growth, renewal, and community.

At the ACPEF, this summer is the opportunity to come together—to invest in the future of our specialty and in the next generation of prosthodontists who will carry forward our shared mission of excellence in patient care, education, and innovation.

If you are a recent graduate, you know firsthand the dedication it takes to complete your training. You remember the long hours in the lab, the demanding clinical cases, and the mentors who guided you when the path was uncertain. Their encouragement shaped your skills and inspired your confidence. Today you have the chance to pay it forward—to help ensure that others will receive the same level of support that lifted you up. Even a modest contribution can have a tremendous impact when combined with the collective generosity of your peers. This year, your gift can help fund scholarships, continuing education, and resources empowering young prosthodontists.

For program directors and educators, your leadership sets the standard for academic excellence. Every day, you instill in your residents a sense of purpose and compassion. The ACPEF shares your commitment to fostering curiosity and lifelong learning. With your support, the Foundation can develop high-quality educational initiatives, sponsor research grants that drive clinical advancement, and create opportunities for students to connect with mentors and leaders across the profession. When you give, you help sustain a legacy of academic rigor that inspires future innovators in prosthodontics.



Private practitioners are the backbone of our specialty, translating knowledge into patient care. Your success is built not only on your skill and dedication, but also on the investments others made in education and research that shaped your training. The ACPEF continues to champion projects that advance our specialty. Your contribution this summer helps bridge the gap between scientific discovery and clinical excellence, ensuring our patients receive the best care possible.

This is a pivotal moment for prosthodontics. As we face evolving technology, shifting patient expectations, and new models of care delivery, our profession must remain adaptable and forward-looking. By giving to the ACPEF, you become part of a community that believes in the power of education to drive progress. Every gift—large or small—signals your commitment to strengthening our specialty and supporting the next generation of leaders.

Let this be the time we all stand together.  
The season we give back.  
The season we pay it forward.  
The season we honor those who trained us.

So please make your contribution today.

Enjoy your summer. Be safe, be healthy. ■



*Dr. Joseph DiFazio maintains a private practice in West Long Branch, NJ and serves as Chair of the ACP Education Foundation.*





# Practical Prosthodontics: Concepts & Techniques for Immediate Implementation

Join the American College of Prosthodontists in The Big Easy for a week of actionable insights you can apply as soon as the meeting ends! Hear from prosthodontics leaders covering restorative treatment, dental materials, digital workflows, esthetics, and more! Connect with prosthodontists worldwide, learn from top speakers, and engage with industry leaders!

**JOIN US! • OCT 22-25 • [ACP2025.COM](https://www.acp2025.com)**




55TH ANNUAL SESSION  
OCT 22-25 • NEW ORLEANS

## 2025 Annual Session Room Block

The 2025 Annual Session of the ACP takes place in New Orleans Oct. 22-25. Plan to join us at the Hilton New Orleans Riverside, where you will be steps away from the French Quarter and will be able to experience all New Orleans has to offer. The ACP room block is available until Friday, Sept. 26 or until the room block is sold out. Book your room early, these rooms are only available on a first-come, first-served basis.

You can access the direct link to book on [ACP2025.com](https://www.acp2025.com)!



## Virtual Issue on AI and Impact Factor

The editors of the *Journal of Prosthodontics* are pleased to present a new virtual issue titled, "Implementation of Artificial Intelligence in Prosthodontics," compiling 10 articles published in the journal over the last three years. The articles in this collection include a systematic review of AI in dental shade matching, a scoping review of AI in smile design, an e-Delphi consensus statement regarding AI and smile design, two articles incorporating AI for maxillofacial prosthodontics, one article incorporating the

use of AI and sleep medicine, and four articles using AI and scanning technology. You can access the issue through [Prosthodontics.org](https://www.Prosthodontics.org)!

The *Journal of Prosthodontics*' Impact Factor has increased to 3.6! The Journal ranks 23/162 in the Dentistry, Oral Surgery & Medicine category.

The CiteScore is 7.9 and the *Journal* is ranked 8/135 in the General Dentistry category for that metric.



## Vision 5034

Vision 5034 is an ambitious strategic initiative with the goal of ensuring that 50% or more of all prosthodontists become board certified within the next ten years. This initiative is designed to elevate the specialty of prosthodontics by emphasizing the importance of board certification and by laying out a clear, phased approach to achieve this objective. As phase one is implemented and subsequent phases are developed, the specialty of prosthodontics stands poised for a future marked by excellence, innovation, and a steadfast commitment to patient care.

If you are attending the ACP Annual Session in New Orleans, be sure to stop by the Vision 5034 table to learn more and get involved!

## Upcoming Events

### ACP Prosthodontic Webinars

Tuesdays at 6:00 p.m. CT,  
June - Aug. 2025  
On demand on ACP Anywhere

### Annual Session 2025

Oct. 22-25, 2025  
Hilton New Orleans Riverside

### 2025 Board Preparation Course

Oct. 22, 2025  
at the ACP Annual Session  
On Demand later in the year

Be on the lookout for  
announcements of additional  
CE opportunities!



## Welcome New Members

*March – June 2025*

### Reinstated Fellows

Dr. Eric M. Goldberg  
Dr. Ajay K. Ojha  
Dr. Erin K. Zizak

### New Members

Dr. Banan Moghrabi  
Dr. Sally Roushdy

### Reinstated Members

Dr. Donna Gentile  
Dr. Robert D. Holland  
Dr. Mehdi Karimipour  
Dr. Katelyn M. Kuric-Moreno  
Dr. Adam R. Long  
Dr. Mark E. Ludlow  
Dr. Veneuska M. Ocando  
Dr. Megha Y. Pathak  
Dr. Brandon C. Peters  
Dr. Penny Planzos  
Dr. Abraham E. Stein  
Dr. Jake T. Wilding

### Reinstated International Member

Dr. David Negin

### New Global Alliance Affiliates

Dr. Marcos Vinicius Nunes Gripp, Jr.  
Dr. Jose Orlando Ortiz  
Dr. Manoj Kumar Sundar

### New Resident Members

Dr. Maryam Alqallaf  
Dr. Angie Bradley  
Dr. Ornela V. Briceno  
Dr. Julien Charette  
Dr. Hannah Eisenbeis

Dr. Daryan Fisher  
Dr. Blake Louis Harvey  
Dr. Cassidy Rae Hoyt  
Dr. Karina Caia Lemos  
Dr. Christine Marar  
Dr. Simon G. Monley  
Dr. Daniel Nguyen  
Dr. Chantal Pedercini  
Dr. Tyler D. Peterson  
Dr. Michael Truhlar  
Dr. Emily Washburn  
Dr. Edmund Wu

### New Predoctoral Alliance Affiliates

Summer Aiti  
Madeleine F. August  
Alanna Bram  
Vanessa Davila  
Tyler Jestin Hurst  
Armin Jamshidi  
Lillian Margaret Jones  
Zaid Jureyda  
Jana Makki  
Nicole Marcus  
Molly McCoy  
Gigi Sarikaya  
Darrius Southwell  
Madison Williams  
Darcy Wonsick

### New Advanced Program & Graduate Student Alliance Affiliate

Dr. Matthew Calaigian

## Job Opportunities



*Multiple Job Opportunities Nationwide  
With Nuvia Dental Implant Center*

**NATIONWIDE – Up to \$500k year 1,  
Up to \$550k year 2+**

Nuvia Dental Implant Center, a growing dental implant center, is looking for **Prosthodontists** with full arch, fixed experience to join our teams **Nationwide**. We are a leader in dental implant services, known for our exceptional patient care and innovative solutions. With over 45 locations across the country, Nuvia has been featured on major news outlets such as Yahoo Finance, ABC, and CBS. Nuvia's 50,000+ 5-star Google reviews make it an ideal career for any hard working dental assistant professional who enjoys helping patients through a life changing procedure.

At Nuvia, our **Restorative Doctors** are adaptable and have an eagerness to learn and grow. An ideal candidate would have knowledge of dental implants along with a fixed and removable prosthodontic background. Strong interpersonal skills with your patients and team are crucial for this position.

Hours are full time, 4-5 days a week. Compensation is a base salary + % of production. Our Restorative Docs are making \$300-525k a year during their first year and \$320-550k during year 2 and beyond, with **our top third making over \$485k!**

Major advantages of working with Nuvia include the following:

- Optimized chairtime as a result of; efficient workflows, expedited patient treatment course and less prosthetic breakage.
- In-house lab allows providers the opportunity to work directly and consistently with dedicated lab team members
- Ability to collaborate with Nuvia's network of premier restorative providers

Our benefits package includes the following:

- Relocation bonus potential "if relocating" (Based on needs of the location and organization)

- Paid Malpractice Insurance
- On site labs
- No practice management
- Paid license renewal up to \$500 per year
- Annual CE Reimbursement
- Paid Time Off
- Paid Holidays
- Company Paid Benefits: Health, Dental, Short Term Disability
- 401k + match

#### Education/Experience/Licensure:

- Graduation from an accredited dental school (DDS/DMD) required.
- Certificate in Prosthodontics from an American Dental Association accredited program, or the equivalent in related experience
- Unrestricted license to practice dentistry in desired state's location.
- DEA registration.
- Current ACLS AND BLS certification.
- Ability to maintain professional malpractice insurance.
- All-on-X restorative treatment experience.
- Extensive removable prosthodontics experience
- Implant planning on CBCT
- AEGD/GPR/Prosth residency trained

#### Duties:

- Diagnose and treatment plan All-on-X
- Patient education on treatment options
- Work with other providers (Prosthodontists, Dentists and Oral Surgeons) to complete All-on-X treatment
- High quality execution of all phases of prosthetic treatment
- Build good rapport with patients and staff to ensure a successful and cohesive office
- Delivery of prosthetics to the standards set forth by the practice

#### Day In The Life:

- Reviewing patient info and cone beam CT scans to diagnose and treatment plan All-on-X treatment.
- Creating preoperative prosthodontic plans to communicate needs and collaborate with treating surgeons.
- Check in during surgeries to provide prosthodontic guidance.

- Gather records at the end of surgery according to Nuvia's unique workflow and create lab prescriptions.
- Deliver next day permanent restorations to the previous day's surgical patient.
- Follow up appointments

The biggest challenge of this position is managing your patient's expectations while juggling both the digital and analog pieces of the AOX workflow.

Our team members are as diverse as the patients we serve, building special connections with them throughout their journey with us is one of the many benefits of this position. Imagine being part of a team that gets to give patients their confidence back through a brand new smile, we get to do it every day! We are eager to invent, find new solutions to problems and develop new processes. At Nuvia, we have a culture of excellence while still collaborating well as a team. We are obsessed with our patients, love what we do and feel honored to be able to provide such an incredible service.

If you feel like you would be a good fit with our culture and like the idea of changing people's lives, apply today! We look forward to meeting you.

#### Current Openings:

*Click on the City you may be interested in to apply:*

- Denver, CO
- Dublin, OH
- Jacksonville, FL
- Nashville, TN
- Parsippany, NJ
- Reading, MA
- San Antonio, TX

#### Coming Soon:

- Buffalo, NY
- New Orleans, LA
- Richmond, VA
- Torrance, CA

To find all openings, visit:

<https://www.nuviasmiles.com/careers>

Or send your CV to: [careers@nuviasmls.com](mailto:careers@nuviasmls.com)

#### Contact Information

Emily Roderick  
[careers@nuviasmls.com](mailto:careers@nuviasmls.com)



#### Nationwide Prosthodontist Roles Available

**NATIONWIDE – Lead Prosthodontist, Associate Prosthodontist, Traveling Prosthodontist positions available.**

Lead Prosthodontists salary starting at \$312K per year, depending on experience, plus competitive monthly bonus.

#### Why ClearChoice – we're patient focused

ClearChoice Dental Implant Centers are a network of state-of-the-art dental treatment centers providing innovative and quality dental implant care to patients across the United States. Our purpose is to be a platform of hope for the edentulous and those suffering with acute oral disease. We provide several implant solutions for patients, but we specialize in same-day, full arch fixed implant restorations, all in one facility.

#### The ClearChoice Network is set up for you

As a network with 100+ centers nationwide, ClearChoice has treated more than 165,000+ patients for full arch solutions and each center completes 30+ arches, per month on average. ClearChoice prosthodontists earn up to 2X to 3X more than their private practice counterparts.

#### Top industry experience, technology, and partnerships

Each ClearChoice Center is owned and operated by licensed and experienced dental experts, providing comprehensive dental implant treatment services in advanced, all-in-one treatment facilities.

Each center is equipped with modern technology, including:

- advanced 3D CAT scan technology
- full digital workflow capability
- full-service, on-site lab to support the highest standard of care.

All ClearChoice centers have a shared clinical affiliation, providing the opportunity for national collaboration between doctors on procedures, protocols, and clinical experience. The ClearChoice National Panel of Doctors meets regularly to share experiences, discuss developments, and coordinate research around dental implant procedures and protocols, while frequently partnering with world-leading dental brands to test new technologies.



This national affiliation also allows patients to receive follow-up care in any ClearChoice facility across the U.S.

#### Job Description

- Perform all phases of prosthetic dentistry and related dental implant services to the appropriate standards as set forth by the practice.
- Ability to build good rapport with patients and staff and promote the success of the center.
- Be willing to take a leadership role in the center with an emphasis on driving center profitability.
- Possess a patient-centered mindset and approach to treatment planning and day to day center operations.

#### Job Requirements

- Professional Degree: DDS/DMD
- Certificate in Prosthodontics from an American Dental Association accredited program.

Below are our location specific openings:

#### Lead Prosthodontists

- Albany, New York
- Birmingham, Alabama
- Denver, Colorado
- Rochester, New York

#### Prosthodontists

- Orlando, Florida
- Albuquerque, New Mexico

#### Associate Prosthodontists

- Chandler, Arizona
- San Jose, California – Part time
- Alpharetta, Georgia
- Louisville, Kentucky
- Baltimore, Maryland
- Quincy, Massachusetts – Part time
- Woburn, Massachusetts
- White Plains, New York
- Pittsburgh, Pennsylvania

Don't see a location near you? Sign up for our talent community to receive updates on open jobs!

#### Contact Information

Doctor Recruiting  
doctorrecruiting@clearchoice.com

#### *Thriving Advanced Private Practice Seeking Associate With Ownership Opportunity*

**CALIFORNIA (VENTURA)** – We are seeking a motivated and experienced associate dentist to become a valued member of our team with opportunity for ownership. This is an excellent opportunity to work in a well-established, award winning practice with a strong patient base and access to cutting-edge digital dentistry technology. The ideal candidate will be passionate about providing high-quality care, building lasting relationships with patients, and contributing to a positive team environment. We have strong ties to our community and are looking for a collaborative partner to flourish in the community as well.

Responsibilities include: Collaborating within a team environment of 12, including the potential for supervising up to 3 hygienists per day. Building strong and trusting relationships with patients, ensuring their comfort and understanding of treatment plans through excellence in communication. Maintaining accurate and thorough patient records. Staying up-to-date with the latest advancements in dentistry. Knowledge of Sleep Disordered Breathing is a plus.

#### Contact Information

Ariana Nobel  
stconsulting805@gmail.com

#### *Prosthodontist Position - Northern Colorado Dental Specialty & Implant Center*

#### **COLORADO (CHEYENNE/FORT COLLINS)**

Cheyenne, WY (full-time) & Fort Collins, CO (as needed)

Northern Colorado Dental Specialty & Implant Center has served Colorado and Wyoming communities for over 10 years, specializing in implants, crowns, veneers, bridges, dentures, and full-mouth reconstruction. Our full-service lab supports in-house and external cases.

We seek a skilled, patient-focused prosthodontist to lead our new Cheyenne office, working closely with Fort Collins dentists under Dr. Justin Liddle's mentorship. The ideal candidate values teamwork, advanced technology, and exceptional patient care.

#### Responsibilities:

- Provide high-quality prosthodontic care, including implants, All-on-X, full-mouth rehabilitation, and cosmetic solutions.
- Consult with patients and collaborate with referring clinicians to develop treatment plans.
- Work with clinical and administrative staff to enhance patient experience and practice growth.

#### Qualifications:

- DDS or DMD with a Prosthodontics certificate from an ADA-accredited program.
- Licensed or eligible for licensure in WY and CO.
- Proficiency in dental prostheses and exceptional communication skills.

**Compensation & Benefits:** Competitive salary, health/dental insurance, and 401(k).

**Apply:** Send your resume to [nmsadvisorygroup@gmail.com](mailto:nmsadvisorygroup@gmail.com) or call/text Nicole Molochkova at (201) 965-9405.

**Learn more:** [nocoprosth.com](http://nocoprosth.com)

Join our dynamic team and make a difference in patients' lives!

#### Contact Information

Nicole Molochkova  
(201) 965-9405  
[nmsadvisorygroup@gmail.com](mailto:nmsadvisorygroup@gmail.com)

#### *Experienced General Dentist*

**FLORIDA (JACKSONVILLE)** – We are a growing, 100% Fee-For-Service, North Florida dental organization focused on providing the highest quality comprehensive dental care for all patients. We are currently looking for a General Dentist or a Prosthodontist who is focused on providing the highest quality dental care and embodies our Super GP practice model. Dentists with Moderate Sedation (IV sedation) or Conscious Sedation permit are encouraged to apply. Our minimum annual earnings for an Associate Doctor are \$439k. ALL of our offices are located in Jacksonville and the surrounding areas in North Florida. Relocation or Commuting to the Greater

Jacksonville Area is required. Our Dentists averaged \$782K/year in pre-tax income in 2024.

#### Responsibilities:

- Strong Implant dentistry experience (single unit and full-mouth restorations) and/or comprehensive endo skills are highly desired.
- Must be able to provide comprehensive diagnoses and treatment planning.
- Educate each patient and provide comprehensive treatment options that address chief complaints and comprehensive treatment needs.
- Provide quality patient care that is both ethical and productive.
- Must be empathetic and dedicated to the highest levels of customer service.
- Cross collaborates with other experienced teams of professionals in the organization.
- Must have a strong desire for continuous professional growth especially in the areas of digital dentistry, implant dentistry and sedation dentistry.

#### Credentials:

- 3+ years' experience as a licensed practicing dentist
- Degree from an Accredited School of Dentistry
- Current, unrestricted Florida license
- Valid DEA#
- Moderate Sedation (conscious sedation) permit preferred
- Current BLS or ACLS and PALS if performing sedation services

#### Provider Support:

- Highly trained staff to include hygienists, dental assistants, call center individuals and treatment coordinators
- Ongoing Continuing Education opportunities within and outside the organization
- Fee for Service Organization (NO HMO, DHMO, Medicaid, Out-of-network PPO)
- In-house laboratory
- Centralized support for non-clinical functions
- Established patient base with continuous growth

- In-house advanced dentistry training and development

All offers of employment are contingent upon successful completion of a background check and drug testing. Please note medical marijuana use is not permitted by the company. We are a drug free workplace. It is our policy to prohibit smoking and vaping on all company premises to provide a safe and healthy work environment for all employees.

Job Types: Full-time, Part-time

Pay: \$439,000 - \$1,200,000 per year

#### Benefits:

- 401(k)401(k) matching
- Employee assistance program
- Employee discount
- Health insurance
- Health savings account
- Life insurance
- Vision insurance

License/Certification: Florida Dental License (Required)

To apply, please visit: <https://www.alfadentalmanagement.com/careers.html>

Work Location: In person

#### Contact Information

Alexis Williams  
[alexisw@mysmilemail.com](mailto:alexisw@mysmilemail.com)

#### Experienced Prosthodontist

**FLORIDA (NAPLES)**— Seeking experienced Prosthodontist to join our dynamic dental team. Must excel in restorative and cosmetic procedures, implants, and full-mouth reconstructions. Serve a high-caliber clientele in a supportive, patient-focused environment. Strong communication and commitment to quality care required. Competitive compensation offered. Join our premier practice and make a lasting impact.

#### Contact Information

Nancy Nycum  
[operations@engledentistry.com](mailto:operations@engledentistry.com)



#### Associate Prosthodontist Position With Partnership Potential – Atlanta/Gwinnett, Ga

**GEORGIA (ATLANTA)**— Associate Prosthodontist Position with Partnership Potential – Atlanta/Gwinnett, GA Georgia Prosthodontics is seeking a passionate and skilled Associate Prosthodontist to join our growing team in Atlanta and Gwinnett. Led by a Board-Certified Prosthodontist, our practice is committed to delivering exceptional, high-quality patient care in a fully integrated digital and surgical environment. We are looking for a driven clinician who shares our commitment to clinical excellence, practice growth, and long-term success. Partnership opportunities are available for the right candidate, making this an ideal role for someone who aspires to grow into ownership. Surgical training and mentorship are available, providing an excellent opportunity for a Prosthodontist who wants to expand their scope of practice in implant placement and advanced surgical procedures.

#### About Us:

Georgia Prosthodontics is a referral-based specialty practice focused on complex full-mouth reconstruction, implant dentistry, and esthetic rehabilitations. We leverage advanced digital workflows—including 3Shape Trios, CBCT imaging, Zirkonzahn milling systems, and digital smile design—to streamline planning, surgery, and final prosthesis fabrication. Our modern facility includes an in-house laboratory staffed with experienced ceramists and technicians, ensuring seamless collaboration and efficiency. We also offer various sedation options to enhance patient comfort.

#### We Offer:

- Competitive compensation with a comprehensive benefits package
- Partnership potential for the right candidate
- Fee-for-service (FFS) model
- Surgical mentorship and training opportunities
- State-of-the-art equipment and a fully digital workflow



- Locations in Buckhead and Gwinnett
- Continuing education through our in-house Study Club
- A collaborative, high-level clinical team with a strong referral base

#### **Preferred Qualifications:**

Board-Certified Prosthodontist or board-eligible (Certification preferred but not required) Commitment to excellence in patient care and continuous learning Experience with digital workflows and full-mouth rehabilitation is a plus If you are an ambitious Prosthodontist seeking a long-term opportunity with growth potential and clinical mentorship, we invite you to apply.

<https://hushforms.com/gaprosth-jobapplication>

We look forward to welcoming you to the Georgia Prosthodontics family!

#### **Contact Information**

Carlos Castro, DDS  
[drcaastro@gaprosth.com](mailto:drcaastro@gaprosth.com)

#### **Executive Director For Innovation & Technology And Non-Tenured Faculty Open Rank**

**ILLINOIS (CHICAGO) –** The College of Dentistry, Office of the Dean at the University of Illinois Chicago is seeking an Executive Director of Innovation and Technology to develop and implement a vision and a strategic plan for the entire college around innovation and technology related to the College's Digital Dentistry Curriculum, Patient Care and Research enterprise. In addition, this position will hold a non-tenured faculty appointment in the appropriate academic department. The Executive Director will engage college stakeholders to develop innovative technology in an evidenced-based approach, to improve student education and patient care across the entire college which includes the predoctoral DMD program, Advanced Standing Program, Postdoctoral programs and Faculty Practice. Candidates must have DDS/DMD or foreign equivalent degree required and be eligible for licensure in Illinois highly preferred. Minimum three years' experience/training in digital technologies with demonstrated proof of that experience clinically and didactically. Leadership experience in a digital dentistry program or program director.

Minimum three years' experience/training in using Computer-aided design (CAD) and Computer-aided manufacturing (CAM) software with demonstrated proof of that experience clinically and didactically. Rank is commensurate with norms and criteria for faculty appointments within the department hired. The ideal candidate must have extensive knowledge, skill and understanding of latest development in digital technologies as well as traditional and digital approaches to dentistry. Outstanding skills in oral and written communication, including public presentations. Demonstrated qualitative and critical thinking skills as well as collaborative skills both inside and outside the institutions, experience with an electronic record, and role to lead the transition to new electronic record and the associated integration of advanced technologies, ability to sustain ethical workplace practices and confidentiality and a strong commitment to diversity. Benefits eligible positions include a comprehensive benefits package which offers: Health, Dental, Vision, Life, Disability & AD&D insurance; a defined benefit pension plan; paid leaves such as Vacation, Holiday and Sick; tuition waivers for employees and dependents. Click for a complete list of Employee Benefits. The budgeted salary range for the position is \$110,000 to \$160,000. Salary is competitive and commensurate with qualifications and experience, while also considering internal equity.

For fullest consideration, applicants should submit a letter of intent, current curriculum vitae, and the names of three professional references to (<https://uic.csod.com/ux/ats/careersite/1/home/requisition/12103?c=uic>) The University of Illinois at Chicago is an affirmative action, equal opportunity employer, dedicated to the goal of building a...culturally diverse and pluralistic faculty and staff committed to teaching and working in a multicultural environment. We are committed to equal employment opportunities regardless of race, color, national origin, sex, religion, age, sexual orientation, gender identity, Veteran, or disability status.

The University of Illinois System is an equal opportunity employer, including but not limited to disability and/or veteran status, and complies with all applicable state and federal employment mandates. Please visit Required Employment Notices and Posters

to view our non-discrimination statement and find additional information about required background checks, sexual harassment/misconduct disclosures, COVID-19 vaccination requirement, and employment eligibility review through E-Verify.

#### **Contact Information**

Rachel Patel  
[rpate58@uic.edu](mailto:rpate58@uic.edu)

#### **Associate Prosthodontist – Private Practice Opportunity**

##### **ILLINOIS (SKOKIE) – Job Title:**

Associate Prosthodontist – Private Practice Opportunity in Skokie, IL

##### **Practice:**

The Stein Center for Advanced Dentistry

##### **About Us:**

The Stein Center for Advanced Dentistry is a high-end, fee-for-service private dental practice located in the heart of Skokie, IL. Our practice is known for its uncompromising commitment to esthetics, precision dentistry, and a world-class patient experience. We specialize in complex restorative, cosmetic, and implant dentistry, while also offering comprehensive general dental care in a refined, spa-like environment.

##### **Position Overview:**

We are seeking a highly skilled and motivated Prosthodontist to join our growing private practice. This is an ideal opportunity for a candidate with 3–5 years of private practice experience beyond residency who is committed to delivering excellence in both prosthodontics and general dentistry.

You will be part of a collaborative and supportive team in a technologically advanced, patient-centered setting. The ideal candidate will be proficient in esthetic and implant dentistry, open to performing general procedures, and capable of building strong, trusting relationships with our discerning patient base.

##### **What We're Looking For:**

- Board-certified or board-eligible Prosthodontist
- Minimum 3 years of private practice experience beyond residency
- Strong background in full-mouth rehabilitation, esthetic cases, and implant restorations

- Surgical experience (implant placement or surgical prosthodontics) is highly valued
- Comfortable and competent performing general dentistry procedures (fillings, crowns, hygiene checks, etc.)
- Excellent communication and patient management skills
- Eagerness to grow professionally in a high-end, patient-centered environment
- A team player with a commitment to excellence

#### What We Offer:

- Competitive compensation structure
- High-end, fully digital practice with the latest dental technology
- Clinical autonomy with a collaborative team
- Mentorship and collaboration with a leading Prosthodontist
- Opportunity for long-term growth, leadership, and potential future partnership
- A professional, respectful, and positive work culture
- A loyal, educated patient base who values comprehensive care

#### How to Apply:

Please submit your CV and a brief cover letter describing your experience and interest in this position to [deena@thesteincenter.com](mailto:deena@thesteincenter.com)

We look forward to welcoming the right candidate to our exceptional team at The Stein Center for Advanced Dentistry.

#### Contact Information

Deena Stein  
[Deena@thesteincenter.com](mailto:Deena@thesteincenter.com)



#### Associate Prosthodontist - Partnership Opportunity (Maryland)

**MARYLAND (NORTH BETHESDA)**—We are a growing, privately owned prosthodontic practice in Maryland seeking a motivated associate prosthodontist. Our practice focuses on full-mouth rehabilitation, reconstructive and esthetic dentistry, supported by a full in-house lab with three skilled technicians, including ceramists. You'll join a collaborative team of 12 staff in a digitally advanced, patient-centered environment.

Ideal candidates are prosthodontic residency-trained, board-certified or eligible, and passionate about delivering high-quality care. Strong communication, treatment planning skills, and an interest in digital workflows are essential.

This position offers a clear pathway to partnership for the right individual, with strong mentorship and consistent patient growth.

To apply, please send your CV and letter of interest to Dr. Dongjin Shin.

#### Contact Information

Dr. Dongjin Shin  
[drshin@prostho-dent.com](mailto:drshin@prostho-dent.com)



#### Clinical Assistant/Associate/Professor, Prosthodontics

**MAINE (PORTLAND)**—The University of New England College of Dental Medicine invites applications for full-time clinical track positions in Prosthodontics at the Assistant, Associate, or Clinical Professor rank.

The Prosthodontics faculty member serves in the Department of Restorative & Clinical Sciences. Core responsibilities include didactic, pre-clinical, and clinical instruction; mentoring pre-doctoral students; and participation in college, university, and community service. Qualified candidates must possess a D.D.S./D.M.D. degree, or international equivalent and have successfully completed the NBDE Parts I & II or the INBDE. By their start date, the candidate must have completed a CODA-accredited graduate program in Prosthodontics; must be Board Certified, or eligible for Board Certification, as a Diplomate of the American Board of Prosthodontics; and must have active Maine Board of Dental Practice licensure.

Full job description: <https://une.peopleadmin.com/postings/20469>

#### Contact Information

University of New England College of Dental Medicine  
<https://une.peopleadmin.com/postings/20469>



#### Clinical Track Assistant Professor Of Prosthodontics

**MICHIGAN (ANN ARBOR)**—Clinical Track Assistant Professor of Prosthodontics  
Department of Biologic and Materials Sciences & Prosthodontics

The University of Michigan Dental School is seeking applications for two full-time, clinical track faculty positions at the Clinical Assistant Professor level within the Department of Biologic and Materials Sciences & Prosthodontics. The salary and rank will be commensurate with experience and credentials.

Candidates must have a DDS/DMD or equivalent degree. A proven record of prosthodontic teaching, clinical and research experience to complement the department's objectives is desirable. Involvement in the school's faculty practice is available and encouraged. Responsibilities will focus on predoctoral didactic teaching and pre-clinical/clinical instruction. Further info about the department may be found at <https://dent.umich.edu/about/biologic-and-materials-sciences-prosthodontics-bmssp>. Applicants should submit the following materials via the secure website (<https://dent.umich.edu/about/faculty-recruiting>):

- Curriculum vitae
- Statement of interests and goals
- Names of three professional references

Questions regarding the position and responsibilities should be directed to the search committee chair, Dr. Fei Liu ([feiliu@umich.edu](mailto:feiliu@umich.edu)). For questions regarding the application or search process, please contact support staff Melanie LaPointe ([melp@umich.edu](mailto:melp@umich.edu)).

Applications will be accepted and evaluated on an ongoing basis until the position is filled. To optimize your chances, please apply as soon as possible. The search committee plans to begin reviewing applications in May 2025.

Employment is contingent on the successful completion of a criminal background check. Candidates may be required to submit a self-disclosure form as well as an authorization to release information form. The University



of Michigan is an equal employment opportunity employer.

#### Contact Information

Dr. Fei Liu  
<https://dent.umich.edu/about/faculty-recruiting>

#### Prosthodontic Associate Wanted

**TEXAS (HOUSTON)** – Opportunity with an established fee-for-service, busy, private practice with an excellent reputation for providing comprehensive quality care while building long-term trusting relationships. Looking for an Associate with 3 – 5 years of experience to this well-respected practice in the Memorial / Tanglewood / River Oaks area. A plus if you also have experience and enjoy clear aligner therapy or oral surgery. Attractive practice with the latest technology and equipment including CBCT. Please email CV to [leslie@post oakdental.com](mailto:leslie@post oakdental.com).

#### Contact Information

Leslie Devillier  
[leslie@post oakdental.com](mailto:leslie@post oakdental.com)

## Practices for Sale

#### Prosthodontic Implant Endo Practice For Sale Newport Beach, CA

**CALIFORNIA (NEWPORT BEACH)** – Well known implant focused prosthodontic practice for sale in desirable Newport Beach, CA, one of Southern California's most prestigious locations. This is a great opportunity to acquire a highly successful practice with a well-established (35 years) reputation for excellence and innovation. Potential for expansion and growth. 100% fee for service, no insurance contracts. Included in sale is an equally established endodontic practice, either hire your endodontist or bring your endodontist colleague as partner.

A total of 4 treatment rooms including one surgical suite, dental laboratory, plenty of Drs. offices and space for support staff in the premier medical complex in Orange County. Plumbed for additional 2 rooms.

Prosthetic two-day work week grosses over 900k in 2024 without advertising. Endodontic

services generated more than 300k on a similar schedule. Listing price: \$1.25 Million

#### Contact Information

[psw4444@icloud.com](mailto:psw4444@icloud.com)

#### Thriving Prosthodontic/General Practice - Roseville, CA (Mdt 566)

**CALIFORNIA (ROSEVILLE)** – Thriving general/prosthodontic, multi-provider practice in Roseville, CA, with 40+ years of goodwill. Strong referrals, spacious ops & Primescan. Rare opportunity for ownership with high patient retention, strong 2024 growth and smooth transition planned. (In association with Scott Reid & ParaSell, Inc. | A Licensed California Broker #02101543)

#### Contact Information

David Haynes & Scott Reid  
(CA Broker #01355070)  
[https://www.menlotransitions.com/non-disclosure-agreement/?listing=\(MDT%20566\)%20Roseville,%20CA%20%E2%80%93%20Prosth/GP%20Practice](https://www.menlotransitions.com/non-disclosure-agreement/?listing=(MDT%20566)%20Roseville,%20CA%20%E2%80%93%20Prosth/GP%20Practice)

#### Colorado Surgical-Pros Practice For Sale

**COLORADO (COLORADO SPRINGS)** – Purchase, partnership or associate possibility. Average 2.1M collections on 4-day week one Dr. 100% Fee-For-Service; primarily referral based.

A fast-growing area with all the fun of Colorado in a medium-sized city. Escape the hassles of 'big city' life and enjoy practicing the way you want.

Respected high quality Surgical/Pros practice centered around implant therapy from single to All-on-X, but provides full range of prosthodontic services including some maxillofacial pros.

Nice office with Pikes Peak views, great staff, in-house lab with x2 CDT techs. 5k sf, 6+ ops, CBCT, iOS, RP printing, etc. Attached conference room, with kitchenette, seats up to 24 for study clubs, CE courses, etc. Space could accommodate 2 doctors if desired.

Real estate can also be available.

#### Contact Information

Leann  
[business@pickledental.com](mailto:business@pickledental.com)

#### DC/Maryland Prosthodontic Practice For Sale

#### MARYLAND (MONTGOMERY COUNTY)

Well-established prosthodontic practice in metro DC/Maryland area offers an outstanding opportunity for a prosthodontist or advanced GP. With 1.6M collections, low overhead and no active advertising there is clear potential for continued growth. Well appointed office equipped with CBCT, digital X-ray, IOS in a busy multi-use office/retail center. Lots of room for growth as current owner is not providing implant surgery or Invisalign treatment. Great area to live and work, good schools, cultural activities, academic centers.

#### Contact Information

[prosthomddc@aol.com](mailto:prosthomddc@aol.com)

#### Prosthodontics Practice For Sale Near Asheville, NC

#### NORTH CAROLINA (ASHEVILLE) –

FFS Prosthodontics practice in the Asheville, NC area. Seller's Discretionary Earnings are above \$200K on a 4-day, 32-hour schedule. This is a TruDenta practice with 2-ops and outstanding demographics for future growth. Ideal for a new doctor or a second location for a growing group.

#### Contact Information

Practice Transitions Group  
[info@practicetransitionsgroup.com](mailto:info@practicetransitionsgroup.com)

#### Charlotte Metro Prosthodontic Practice For Sale

#### NORTH CAROLINA (CHARLOTTE) –

Available for sale is a profitable prosthodontic practice located in the Charlotte, NC metro area. The practice collected about \$500k in 2024 with the seller seeing patients 4 days per week. The facility spans about 2,700 sq. ft. and includes 3 fully-equipped operatories, plus one additional op is plumbed but not currently in use. The real estate is available for purchase or for lease. Contact [mattk@mcgillhillgroup.com](mailto:mattk@mcgillhillgroup.com) for more information.

#### Contact Information

McGill & Hill Group  
[mattk@mcgillhillgroup.com](mailto:mattk@mcgillhillgroup.com)

*Office Sublet For Part-Time Prosthodontist*

**NEW JERSEY (HOBOKEN)**—This is an ideal opportunity for someone looking to start their own practice or to supplement their current hours in an exceptional location. You will be just minutes from New York City and within easy commuting distance from anywhere in New Jersey (the USA's most densely populated state!) and eastern Pennsylvania.

**Facilities**

- Three fully-equipped operatories
- 2 x-ray units: 1 for intraoral radiographs; 1 CBCT-ready pan/ceph
- Laboratory & Sterilization area
- Break room
- Office
- Ample waiting area
- Restroom

**Availability**

Space is available for your practice on Fridays, Saturdays and Sundays.

Current lease holder is an orthodontist who treats interdisciplinary cases, often needing prosthodontics treatment. Our practice has over 900 active patients and a well-established reputation in the New Jersey, New York and Pennsylvania region.

**Ready to learn more?**

Email us at [business@orthodontia-studio.com](mailto:business@orthodontia-studio.com)

**Contact Information**

Cristina  
[business@orthodontia-studio.com](mailto:business@orthodontia-studio.com)

*Albuquerque Practice For Sale*

**NEW MEXICO (ALBUQUERQUE)**—This esteemed practice has served New Mexico's dental community for over 45 years, specializing in removable, maxillofacial and implant-based prosthodontics. Renowned for exceptional care, it offers a rare chance to own a thriving practice in an underserved market.

The 3,000-square-foot facility includes a spacious fully equipped lab with three 3D printers, and three operatories (plus one plumbed for future use). Supported by a skilled, experienced staff, this turnkey opportunity ensures seamless operations.

With over 2 million residents and only five prosthodontists statewide—most nearing retirement—this practice is ideally

positioned for growth. It's perfect for a motivated prosthodontist ready to lead in a high-demand market.

Don't miss the opportunity to own a highly regarded, profitable practice and make a meaningful impact in the field of dentistry!

**Contact Information**

Maggie Soderman  
[maggie.soderman@henryschein.com](mailto:maggie.soderman@henryschein.com)

*Portland Metro Area Practice For Sale***OREGON (PORTLAND METRO AREA)**

Well-established prosthodontic practice for sale (option to work as associate 1 year) by owner in desirable area near downtown Beaverton, one of the top suburbs in the Portland Metro area, 15-20min from downtown Portland.

Ample parking. Long-term rental. No GP or prosthodontist in complex. 3 operatories and an additional plumbed room. Great opportunity for multi-disciplinary care and self-referral with OMFS in the same space using his own operatories. Large In-house lab. Stable, long term staff. Shared lease with oral surgeon resulting in minimal overhead.

Huge potential for growth. Collecting 600k-700k per year without hygienist, working 3-3.5 days/week, no insurance contract and performing only pros procedures. Diverse and ample referral base.

Seller has excellent reputation; flexibility with purchase timing and transition, as requested, including associateship for one year. For more information: [aambard@icloud.com](mailto:aambard@icloud.com)

**Contact Information**

Dr. Alberto Ambard  
[aambard@icloud.com](mailto:aambard@icloud.com)

*Prosthodontic Practice For Sale In TN***TENNESSEE**—Great Opportunity! 1

Million+ gross with good growth potential. 4 Operatories and extra space to expand, in free-standing building that is also for sale. Contact [USDentalTransitions.com](http://USDentalTransitions.com) phone (678) 324-4633

**Contact Information**

US Dental Transition  
[USDentalTransitions.com](http://USDentalTransitions.com)

*\$3m Dallas Fort Worth Pros Practice For Sale***TEXAS (DALLAS-FORTH WORTH)**—

Dallas-Fort Worth area Premier Prosthodontic Practice for sale. Collections of \$3,000,000, highly profitable, 100% full-fee & 100% referral based with 90+ professional referral sources, in-house lab technicians. Doctor will provide a 1-year transition period. Contact Rich Nicely with Texas Practice Transitions at (214) 460-4468; [rich@tx-pt.com](mailto:rich@tx-pt.com)

**Contact Information**

Dr. Rich Nicely  
(214) 460-4468

*East Of Lake Washington Prosthodontic Practice For Sale***WASHINGTON (KIRKLAND)**—Prosthodontic

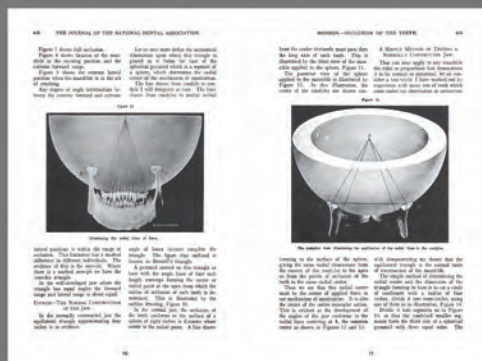


practice for sale on the eastside of Lake Washington. Located in high-tech corridor near Microsoft, Google, Amazon, Meta, etc., Higher than average income population. Annual collections over \$600,000. Four operatories with latest technology. Great potential for growth. Contact Frank at [frank@omni-pg.com](mailto:frank@omni-pg.com).

**Contact Information**

Frank Sciabica  
[frank@omni-pg.com](mailto:frank@omni-pg.com)



# The Classics



## The foundation of your specialty, in three volumes.

Collecting seminal articles on articulation, occlusion, prosthesis design, and much more, these beautiful hardcovers have been restored and newly reprinted.

An essential part of any prosthodontist's library!

\$35 for each volume  
\$100 for three volume set

**ACP**  
AMERICAN COLLEGE OF  
PROSTHODONTISTS

Your smile.  
Our specialty.®

Order online at [Prosthodontics.org](http://Prosthodontics.org)

Originated in esthetics.

# Exceeding in versatility.



Download your user guide  
& get a free test pack

Experience the unmatched versatility of Variolink® Esthetic. It allows you to reliably cement any restoration in the anterior and posterior region and is suitable for all types of materials. With its streamlined solution and impressive esthetic results, you can approach every adhesive cementation case with clarity and confidence.