

# ACP MESSENGER

Summer 2019

CHRONICLES OF RESIDENCY

COLLABORATIVE TEAM APPROACH

A CELEBRATION OF SMILES



**ACP**  
AMERICAN COLLEGE OF  
PROTHODONTISTS

Your smile.  
Our specialty.®

INTRODUCING

# SpeedCEM<sup>®</sup> Plus

Self-adhesive resin cement



# A BIG PLUS FOR ZIRCONIA

## THE PLUS FACTORS:

- + **Excellent self-cure performance**  
ideal for zirconia and metal-ceramics
- + **User-friendly** handling and easy clean-up
- + **Efficient process** with just one component

RECOMMENDED FOR

IPS **e.max<sup>®</sup>** ZirCAD<sup>®</sup>

*The only ZIRCONIA esthetic enough to be called e.max!*

[ivoclarvivadent.com](http://ivoclarvivadent.com)  
EXPLORE SHOP LEARN

For more information, call us at 1-800-533-6825 in the U.S., 1-800-263-8182 in Canada.  
© 2018 Ivoclar Vivadent, Inc. Ivoclar Vivadent, IPS e.max, ZirCAD and SpeedCEM are registered trademarks of Ivoclar Vivadent, Inc.

ivoclar  
vivadent<sup>®</sup>  
passion vision innovation

## In This Issue

Summer 2019 Volume 50 Issue 3

## 6 Dental limbo

**Miles R. Cone, DMD, MS, CDT, FACP***A reflection on the prosthodontic journey, which can feel uncertain but is undoubtedly worth it*

## 8 Chronicles of residency

**Michael W. Wanserski, DDS, Christina I. Wang, DMD, and Laura K. Koo Min Chee, DMD***A closer look at residency, from the perspectives of three different future prosthodontists*

## 13 A collaborative team approach to life-changing results

**Michael A. Oppedisano, DMD, FACP***A dual-board certified prosthodontist and pediatric dentist uses his skills to change lives*

## 16 The forces that are driving us forward

**Carlo Ercoli, DDS, MBA, FACP****Annual Session Program Chair***What is driving our specialty forward? Find out at the ACP Annual Session in Miami, Oct. 30 - Nov. 2*

## 20 A celebration of smiles

**Elaine Torres-Melendez, DMD, FACP****NPAW Chair***Highlights from the 2019 National Prosthodontics Awareness Week*

## 24 You spoke, we listened

**Nadim Z. Baba, DMD, MSD, FACP****ACP President***Strategic priorities lead to tangible results for ACP members*

## 26 Introducing the Drive for a Million

**Leonard B. Kobren, DDS****ACPEF Chair***Sustaining the specialty, and the Foundation, for many years to come*

## 28 Our Community

## 28 Upcoming Events

## 32 Classified Ads

**Editor-in-Chief**

Miles R. Cone, DMD, MS, CDT, FACP

**Section Leads**

Luiz H. Gonzaga, DDS, MS, Clinical Trends Lead

Ryan Mizumoto, DMD, MS, Engagement Lead

Amelia L. Orta, DMD, FACP, Practice Management Lead

Foteini Touloumi, DDS, MS, FACP, Academic Lead

**Editor Emeritus**

Lyndon F. Cooper, DDS, PhD, FACP

**ACP Board of Directors**

Nadim Z. Baba, DMD, MSD, FACP, President

Stephen I. Hudis, DDS, FACP, President-Elect

Mark C. Hutten, DDS, MS, FACP, Vice President

Daniel A. Givan, DMD, PhD, FACP, Secretary

Robert E. Stover, DDS, MS, FACP, Treasurer

Robert M. Taft, DDS, FACP, Immediate Past President

Elphida G. Ayvazian, DMD, Director, Public Relations &amp; Communications Division

John D. Ball, DDS, FACP, Regional Membership Director - Central

Douglas G. Benting, DDS, MS, FACP, Director, Prosthodontic Forum

Lars Bouma, DDS, MS, FACP, Director, Continuing &amp; Professional Education Division

Linda Caradine-Poinsett, PhD, MJ, MBA, Executive Director

Thomas B. Girvan, DMD, FACP, Regional Membership Director - Federal Services

Gerald T. Grant, BA, DMD, MS, FACP, Director, Maxillofacial Prosthetics Division

Leonard B. Kobren, DDS, Chair, ACP Education Foundation

Radi M. Masri, DDS, MS, PhD, FACP, Editor-in-Chief, *Journal of Prosthodontics*

Eva Boldridge, DMD, PA, Regional Membership Director - Rockies/Plains

Steven M. Morgano, DMD, FACP, Regional Membership Director - Northeast

Caroline T. Nguyen, DMD, MS, FACP, Regional Membership Director - International

Paivi A. Samant, DDS, Regional Membership Director - Eastern

Van Ramos, DDS, FACP, Regional Membership Director - Pacific

Stephen A. Wagner, DDS, FACP, Director, Prosthodontic Practice &amp; Patient Care Division

Alvin G. Wee, DDS, MS, MPH, PhD, Director, Education &amp; Research Division

**ACP Central Office Staff**

Linda Caradine-Poinsett, PhD, MJ, MBA, Executive Director

Mark Heiden, MS, Associate Executive Director, Communications &amp; Marketing

Cheri Chavez, Executive Assistant

Alethea Gerding, MA, Managing Editor, *Journal of Prosthodontics*

Katherine Koszyk, Education &amp; Meetings Manager

Justin McDaniel, Membership Services Manager

Kathy Potvin, Membership &amp; Operations Coordinator

Adam Reshan, Director, Membership Services &amp; Academic Relations

Ellyn Shapira, ACPEF Professional Affairs Manager

Evan Summers, Communications &amp; Public Relations Manager

Carrie Villa, MM, Director, Finance &amp; Administration

Jennifer Wahl, Director, Education &amp; Meetings

Nathalie Williams, Director, Governance

**Managing Editor**

Evan Summers

**Advising Editor**

Mark Heiden

**Design**

Publications Associates, Inc.

**Display Advertising**

Stephanie Kogel, M.J. Mrvica Associates, Inc. (856) 768-9360 Email: skogel@mrsvica.com

**Classified Advertising**

Visit [Prosthodontics.org](http://Prosthodontics.org) to download an insertion form. Email or fax the completed form to Evan Summers at [esummers@prosthodontics.org](mailto:esummers@prosthodontics.org) or (312) 573-1257. Classified ads are \$150 for the first 50 words and \$1 for each additional word for ACP members. The non-member rate is \$250 for the first 50 words and \$2 for each additional word. The minimum charge is \$150. Logos are an additional \$50, limited to one per ad and subject to approval. Payment by check, AmEx, Visa, or Mastercard is required prior to placement.

The mission of the *ACP Messenger* is to inform readers about current prosthodontic trends, challenges, and successes. Statements of fact and opinion are the responsibility of the authors alone and do not imply an opinion on the part of the officers or the members of the ACP. The *ACP Messenger* annual subscription rate for members is \$45, which is included in membership dues. The U.S. subscription rate for Prosthodontic Forum Organization members is \$55 and \$65 for non-members. Canadian subscribers add \$5 each year; all other non-U.S. subscribers add \$10 each year.

The *ACP Messenger* (ISSN # 0736-346X) is published four times per year in the winter, spring, summer, and fall by the American College of Prosthodontists:

211 E. Chicago Ave., Suite 1000, Chicago, IL 60611

Phone: (312) 573-1260 Fax: (312) 573-1257

Email: [acp@prosthodontics.org](mailto:acp@prosthodontics.org) Website: [Prosthodontics.org](http://Prosthodontics.org)

© Copyright 2019 American College of Prosthodontists. All rights reserved. Materials may not be reproduced or translated without written permission. Contact the ACP for reprint permission.

Postmaster: Send address changes to the ACP Central Office at 211 East Chicago Avenue, Suite 1000, Chicago, IL 60611 or [acp@prosthodontics.org](mailto:acp@prosthodontics.org).



**Dr. Nadim Z. Baba** is President of the ACP. He serves as a professor at Loma Linda University and maintains a private practice in Glendale, California.

► Page 24




**Dr. Miles R. Cone** serves as Editor-in-Chief of the *ACP Messenger*. He maintains a private practice in Portland, Maine.

► Page 6

*On the cover:*


*Depth cuts: In Vivo cross-sectional view during initial tooth preparation.*

*Photo credit: Miles R. Cone, DMD, MS, CDT, FACP*



**Dr. Carlo Ercoli** is chairman of the Prosthodontics Postgraduate Training Program at the University of Rochester, Eastman Institute of Oral Health, and maintains a private practice. He is Chair of the 2019 Annual Session.

► Page 16




**Dr. Leonard B. Kobren** maintains a private group practice in White Plains, New York. He is Chair of the ACP Education Foundation.

► Page 26




**Dr. Laura K. Koo Min Chee** is a third-year prosthodontic resident at the University of Illinois at Chicago.

► Page 8




**Dr. Michael A. Oppedisano** is a dual board-certified prosthodontist and pediatric dentist, is a member of the Craniofacial Team at Children's Medical Center in Dallas and maintains a private practice.

► Page 13




**Dr. Elaine Torres-Melendez** maintains a private practice in Yardley, PA. She serves as Chair of National Prosthodontics Awareness Week.

► Page 20



**Dr. Christina I. Wang** is a second-year prosthodontic resident at Texas A&M University.

► Page 8



**Dr. Michael W. Wanserski** is a first-year prosthodontic resident at the Clement J. Zablocki VA Medical Center in Milwaukee, Wisconsin.

► Page 8



AMERICAN COLLEGE OF  
PROSTHODONTISTS  
Your smile. Our specialty.®

# Practice Management

---

AUG. 10, 2019  
CHICAGO

Marketing Your Practice | Social Media | Human Resources  
Financial Management | Medical Billing & Coding | Practice Transitions

Register at [Prosthodontics.org](http://Prosthodontics.org)

# Dental limbo

Miles R. Cone,  
DMD, MS, CDT, FACP  
*ACP Messenger* Editor-in-Chief


“It’s definitely gotta get worse before it gets better...I will have to tear you down in order to build you back up.” My assistant hears me say this several times a day, every single day – I must sound like a broken record.

Although disconcerting for my patients to hear, my description of the expensive and often protracted process of permanent alteration through the reconstructing of worn, traumatized, and otherwise neglected dentition is an essential component of managing their expectations for treatment. Our patients are human beings after all, so they tend to focus on their current misfortune while simultaneously fantasizing about an auspicious new beginning in the distant future. Nobody wants to invest time in thinking about the messy middle, and yet, this in-between area is where the transformation takes place.

As prosthodontists, we have a lot of experience dwelling in this middle phase of uncertainty. After all, we made it through residency. The three years of arduous specialty training represent a transition that is halfway from coal, yet halfway to diamond: while no longer undergraduate students struggling to figure out which end of the handpiece to use, the prosthodontic resident has yet to obtain an advanced education certificate which will qualify them as autonomous prosthodontists driving the treatment planning train. The 36-month journey overwhelms and consumes the lives of each resident. No one ever made it through feeling like they weren’t challenged or pushed to their mental, psychological, and technical limits. Lack of sleep, pressure from mentors, increasing debt, and competition with classmates all add to the cumulative experience of the journey.

Like these forthright patient consultations, this issue of the *ACP Messenger* elucidates the path to a transformation by sharing the candid first-hand accounts of those who are being forged in the extreme heat and pressure within the crucible of residency programs. Dr. Michael Wanserski, a first-year resident, delves into the stressors of treating difficult patients with PTSD, managing the time sink of endless lab work, and finding a spare minute to reconnect with family and friends. Dr. Christina Wang outlines the second year in residency by describing the paralysis of her early days, resigning herself to accept a new normal for anxiety and insecurity, and ultimately beginning to see the extraordinary impact of an evolving skill set. Finally, as a third-year resident on her way out, Dr. Laura Koo Min Chee chronicles the grueling 15-hour days, daunting board preparation, and steadily withering health – all in the pursuit of irreplaceable camaraderie and exponential growth as a clinician.

Somewhere in the middle of prosthodontic purgatory, patients and residents undergo a remarkable transformation. The path is not always clear or certain and it is almost universally terrifying. For those who are beginning their first full-mouth case or are considering specialty training, take solace in knowing that the one unifying sentiment from both the newly emerged patients and prosthodontists is that the journey was worth it. ■



# Chronicles of residency

Michael W. Wanserski, DDS  
Christina I. Wang, DMD  
Laura K. Koo Min Chee, DMD

Prosthodontic residency is both a fundamental learning experience and a rite of passage. We may not attend the same institutions, but the feelings of camaraderie, exhaustion, and pride are almost universal. In this article we hear from three residents who are in the midst of this journey.

## Perspectives from a First-Year Resident

Michael W. Wanserski, DDS,  
Clement J. Zablocki VA Medical Center

A typical day in my life as a first-year prosthodontic resident at the Milwaukee VA Medical Center is, in a word, hectic. A recent Monday is a prime example. My alarm goes off at 5:30 a.m. and I hit snooze until the dog starts whining to be let outside and fed. By the time I make coffee, shower, pack a lunch, and get out the door it's 6:30 a.m. All I can think about on my 15-minute commute is how much lab work I can squeeze in before my 8:00 a.m. patient.

With the help of a second cup of coffee, I get almost all my lab work completed for the day and it's on to seating my first patient. I get the patient anesthetized and begin preparing the 8 units on the mandibular arch. Within the first minute of using my handpiece the patient seems distressed, waving his hand for me to stop. I assess the situation and find that the water is triggering his PTSD. I adjust the water spray on the handpiece and we continue. After three hours and a few dozen breaks allowing the patient to relax, preparations are complete. My attending comes in to check things – thankfully all's good. I temporize, cement, check occlusion, and release the patient.

I rush into lab to finish up some work for my afternoon patients and get some food in my stomach. My first patient of the afternoon ends up cancelling, which I celebrate internally: more time for lab work! Around 2:30 p.m. I see my last patient of the day, and thankfully, all goes according to plan. I head back to the lab to keep working on cases – time flies and finally around 7:00 p.m. my belly signals it is time to go home. I eat a quick dinner and sit down to read articles for the week's literature review. The subject – biomaterials – is interesting to me, but as the night progresses and my day catches up to me, my comprehension diminishes. I throw in the towel and head to bed, promising to myself that tomorrow I won't be hitting snooze.

Looking back at my first year of residency, I realize that my life has changed quite significantly: weeknights are spent reading articles or preparing presentations and weekends are devoted to a never-ending queue of lab work. There's not much time left for family, friends, or fishing, but I squeeze in what I can. Despite all the hustle and bustle, there's not much





Fig. 1: Dr. Wanserski's lab bench.

I would change about my residency – my patients and cases are always interesting, and conversation with my co-residents around the lab bench keeps me going. Discussion about denture acrylics can easily turn into an hour of socializing after hours with my attendings.

Although a prosthodontic residency is challenging and time-consuming, I think I'll remember the people, patients, and colleagues that I have encountered, instead of just the long hours, when it is complete.

## Perspectives from a Second-Year Resident

Christina I. Wang, DMD,  
Texas A&M University

When people ask me, “How’s residency going?” my typical answer is, “I’m exhausted...but it comes in waves.”

When I started my residency, it was a complete dental sensory overload; at times, it was so overwhelming that I felt paralyzed. My prosthodontic brain was beginning to develop, but it was like trying to drink from a fire hydrant. As a second-year, you realize there isn’t time for all the worries and fears you had as a first-year. You’ve learned how to get through the days with a baseline level of stress, anxiety, and sleep deprivation, but this too ebbs and flows depending on the week.

A typical day starts at 6:00 a.m., followed by hours of either literature review, studying, teaching, lectures, patient care, presentations, interdisciplinary courses, and always, lab work. On a good week, it will be your turn to give the treatment planning board presentation, while also preparing for two double-arch hybrid surgeries later that week and praying that your final denture tooth try-in appointment for mock boards goes well – all to be completed before leaving for a conference at the end of the week.

Of course, you were up almost the entire night making final changes on the presentation, your final try-in appointment needs a second ‘final’ try-in, your surgical



Fig. 1: External characterization of denture tooth (left).



Fig. 2: Complete dentures fabricated for a gunshot victim.

guide had a failed print when you selfishly went home to get some sleep, and you forgot to put separator on your cast while converting your interim fixed complete denture in the lab.

And outside of all this prosth stuff, you still have a life made up of friends and family that you get to see less and less. More often than not, we are spending holidays, birthdays, and weddings not with our loved ones, but with our patients or in the lab with our co-residents. It's not the same. With a husband who works overseas, the guilt of staying late in the lab when he was back in the U.S. was something I had to subdue.

But for me, second-year has also been about letting go and riding the waves. Last year, I would be so bitter when a patient canceled their appointment or no-showed; now, I look at it as extra time to get my lab work done, and maybe that will allow me to make it home for dinner tonight with the hubby. I remember seeing my first gunshot wound patient as a first-year. I was so pumped I would get to try new

materials out on some denture teeth (Figure 1), but I was completely insecure and uneasy about the denture I would fabricate for this patient who had already been through so much (Figure 2). As a second-year, I recently saw another gunshot wound patient and my reaction was diametrically opposed.

---

Because as maddening and grueling as residency can be, you're now able to see the extraordinary impact your training and the specialty can have on patients' lives.

---

This residency has tested my patience but has also shown me how understanding my friends and family are – for missing their bridal showers and being stuck in the lab until 2:00 a.m. on Valentine's Day. They're the real MVP's.

And when I finish explaining how I barely survived the turbulent wave of this past week, it always ends with, "But it was still the best decision I ever made... just have to make it through one more year."

## Perspectives from a Third-Year Resident

Laura K. Koo Min Chee, DMD,  
University of Illinois at Chicago

This is an unsophisticated, realistic expression of my personal struggles, growth, and accomplishments during prosthodontic residency – the chronicles of my journey as a newly graduated dental student becoming a prosthodontist. I originally chose this specialty because I thought it would allow a way for me to hone my desire for excellence in dentistry – transforming smiles through thorough treatment planning and diagnosis, and advanced training in complex restorative dentistry, esthetics, implantology, and digital dentistry. I thought that as a student who had managed to graduate from dental school, I had already passed through a severe set of filters that surely prepared me for postdoctoral training. Little did I know of the reality of residency...

Without exaggeration, prosthodontics residency is a grueling but rewarding three-year program and I would venture to say THE most physically and mentally taxing specialty of the lot. We average 15-hour days with at least one weekend day designated to lab work. A typical day starts with 7:30 a.m. class followed by clinical care, then overtime hours scheduling patients, treatment planning, reviewing scans, and relentless laboratory work. With this schedule, it is not unusual for the day to end well after 10 p.m.

The didactic training is comprised of basic sciences, research, literature reviews, treatment planning as well as interdisciplinary seminars, all requiring either preparation of article summaries or composing impressive presentations. A pat on the back is well-deserved for wearing many hats in the program. Aside from being a clinician, we are also our own lab technician, assistant, office manager, digital



Dr. Koo Min Chee completing an implant surgery mentored by UIC faculty Dr. Aristotelis Marinis.

technologist, and researcher. We actively manage these roles while trying to be a good student. Truth be told, there was never a moment that I felt completely caught up with my to-do list, which was reflected by the numerous post-its plastered around my desk. Through all of this, time slips away and just like that graduation is around the corner.

Please do not think that I have left out one of the most intimidating aspects of residency. Yes, you guessed correctly... the American Board of Prosthodontics examination. It was a daunting challenge we commit to that maintains consistent but healthy anxiety throughout residency. It requires extra time and meticulous attention to detail every step of the way; from patient selection, documentation, lab work, treatment planning, and delivery of care, to patient management with hopes of avoiding any hiccups. However, my decision to challenge the boards has ultimately elevated my standard of care and instilled the profession's evidence-based philosophy.

This leads to personal life. I will guiltily admit that self-care was not a priority over these past three years. First, sleep deprivation is an understatement. Second, lab work became a consistent but justifiable excuse for not going to the gym. And I am convinced that prosthodontists were the founders of intermittent dieting.

---

All jokes aside, even though many sacrifices were made, the camaraderie among the co-residents stimulated a fruitful working environment, where we depended on companionship, collaboration, and most of all laughter.

---

I also would not have survived residency without the constant love and support from friends and family. They accepted my crazy and at least pretended to understand and appreciate my passion for this specialty.



Dr. Koo Min Chee presenting a poster at the ACP Annual Session in San Francisco.

Despite numerous struggles, I have grown exponentially throughout this residency as a person and clinician and would not trade this episode of my life for anything. The program gave me a multitude of experiences in all aspects of prosthodontics that equipped me with the additional competence, skills, and confidence that I did not have right after dental school. Concurrently, the lifelong relationships that were made are irreplaceable. My faculty who simultaneously became my mentors are responsible for my strides as a clinician. And then there are my co-residents who made me want to be the best version of myself, always going the extra mile and striving for more.

As this chapter of my life closes, I am humbled as I reflect on the beautiful before-and-after photos depicting dramatic transformations of my patients; all attributed to my residency. I am excited for my future career in prosthodontics – committing to lifelong learning, embracing new techniques, and expanding the horizons. ■

# A collaborative team approach to life-changing results

Michael A. Oppedisano,  
DMD, FACP

Advances in dental technology and medicine are allowing us to treat a segment of the population that increasingly requires complex prosthodontic care: children. As both a prosthodontist and pediatric dentist, I have had the unique opportunity to assess patients with wide ranging diagnoses which have orofacial components.

As a pediatric dentistry resident, I began to treat patients with such syndromes as ectodermal dysplasia, epidermolysis bullosa, and amelogenesis imperfecta by providing intermediary restorations such as dentures, overdentures, and lab-fabricated resin crowns. While satisfactory, long-term restorative planning and execution for these cases were lacking. In addition, it became increasingly clear that in order to achieve the most stable, functional, and esthetic outcomes, multidisciplinary treatment would be critical.

Upon completion of my pediatric residency, I became the first prosthodontist to join the Craniofacial Team at Children's Medical Center in Dallas. Our standard approach is to assess patients, new and existing, during hospital rounds. We then convene to discuss each patient, treatment considerations, and a timeline for each phase of treatment. Given that most patients we see will require some type of surgical or orthodontic intervention prior to final prosthodontic rehabilitation, these multidisciplinary meetings help establish clear treatment plans, thus preventing patients from "falling through the cracks."

The following clinical report is of a 19-year-old young male who was followed by the craniofacial team since childhood for Dentinogenesis Imperfecta (DI) Type 2 (Shield's Classification). Given the restorative complexity of this case, he was treated both



Fig. 1: Patient before treatment and at final delivery.

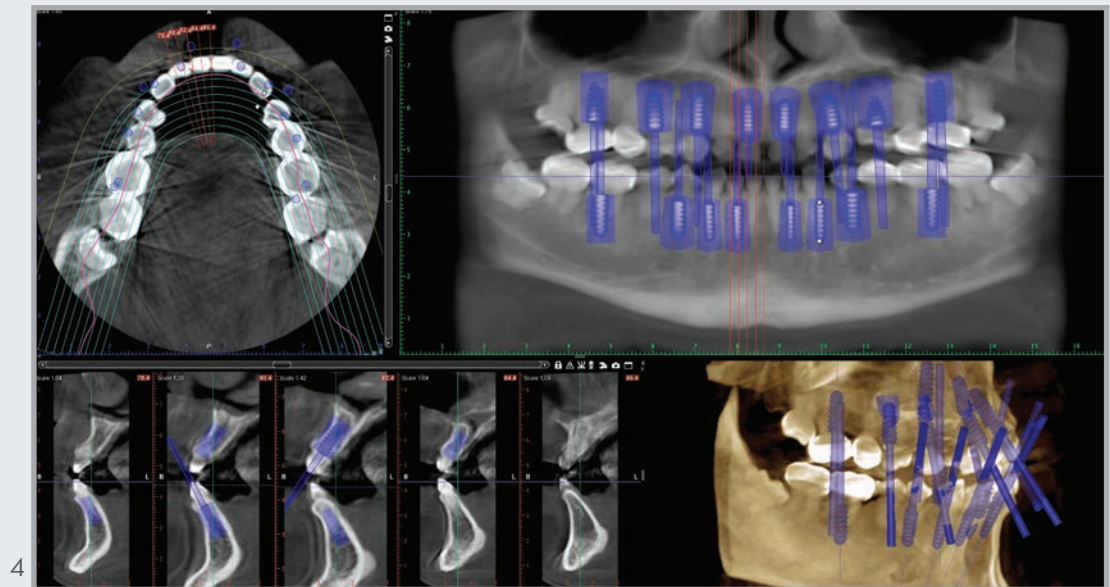
at Children's Medical Center as well as my private practice to utilize our dental laboratory. In Figures 2-3, the clinical and radiographic characteristics of DI are evident: teeth with blue-gray hue and translucency, excessive wear, periapical radiolucency, shortened root lengths, pulpal obliteration, and bulbous crowns with cervical constriction.

Given the condition of the teeth and his discomfort, the patient and his parents were ready to move forward with a definitive, long-term restoration. Two treatment options were presented, maxillary and mandibular traditional four implant one-piece implant-supported fixed bridge (hybrid restorations) or eight implants with four three-unit fixed partial dentures (FPD) in the



**Figs. 2 & 3:** Pre-op intra-oral photo and panoramic radiograph.

**Fig. 4:** CT with proposed implant placement.

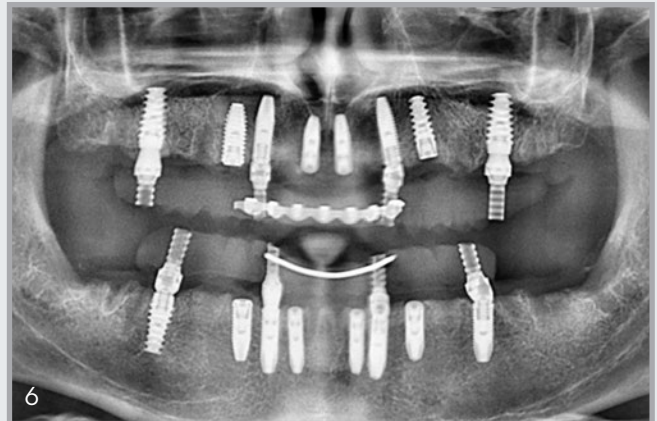


maxilla and mandible. Since the patient did not have a major tooth infection or periodontal disease, he was an excellent candidate for the eight-implant-per-arch option, which is what his parents ultimately decided on. Once records were obtained, I met with my oral surgery team and lab technicians so that we could discuss and plan this case.

Prior to surgery, I assessed the patient's CT scan with our oral surgeon and the case was planned virtually using CT planning software (Figure 4). Based on our proposed implant position and the patient's specific esthetic requests, one-piece full-arch restorations were fabricated so that the patient could be provisionally

restored in the same manner as a patient receiving a traditional four-implant-supported one-piece bridge. All teeth were extracted under IV sedation and implants were placed. Multi-unit abutments were placed on implants to allow delivery of the immediate provisionals after the surgery (Figures 5-6).

The patient healed for four months on the standard restricted diet and was asked to take special precautions since the provisional restorations were further reduced inciso-apically due to the lack of necessity for alveoloplasty.



**Figs. 5 & 6:** Post surgical intra-oral photo with multi-unit abutments and panoramic radiograph with provisionals.

**Figs 7 & 8:** Final intra-oral photo and panoramic radiograph.

The additional eight implants not initially utilized were surgically exposed at four months, and allowed to heal with healing abutments for a three-week period. Final implant level impressions were made with luted impression copings and polyether impression material.

In the maxillary and mandibular arches, four posterior custom titanium abutments were fabricated for each arch and in the anterior four custom zirconia abutments were fabricated for each arch. The posterior FPDs for both arches were fabricated of monolithic zirconia. In the maxilla, two separate FPDs were fabricated: one for units 6, 7, 8 and one for units 9, 10, 11. In the mandible, one six-unit FPD was fabricated. Both anterior restorations were fabricated

of zirconia with facial cutback and pressed ceramic. The patient was offered the option of pink porcelain on the cervical aspect of tooth 8 to mimic the CEJ of tooth 9. However, given his low smile line, the patient opted against the pink cervical porcelain.

This case showcases the benefits of a team approach to complex care. There are many other wonderful examples that show how a long-term, dedicated team approach to care is truly transformative. When every treating specialist is present to guide a treatment from start to completion, while in constant dialogue, the results are life-changing. ■

# The forces that are driving us forward

Carlo Ercoli  
DDS, MBA, FACP  
Annual Session Program Chair

What will define prosthodontics in the future? Personally, I believe we will describe our specialty in terms of the forces that are driving us forward.



The ACP's 49th Annual Session in Miami is dedicated to **Excellence at the Crossroads of Technology and Biology**. These are the areas that have revolutionized prosthodontics, where we have embraced change. They will continue to shape our specialty and ensure our relevance in the years to come.

So, how will this program impact your career? It all comes down to who we are.

**We see the whole person through the lens of time and compassion.** Our speakers will discuss challenging cases involving adolescents with debilitating congenital conditions and advanced geriatric patients with multiple medical pathologies. There are millions of adults who had, at one point in their lives, checked out of dentistry, but can now thrive with the benefit of comprehensive prosthodontic care that places our fellow men and women at the center of our treatment.

**We see possibilities, not barriers.** We are leaders in embracing new technology and biomaterial research, but we are still in the business of saving teeth. Our speakers will explore the evidence that indicates whether a tooth should be saved to support a prosthesis — and how to save it — or when other treatments should be pursued.

**We question the conventional wisdom.** Our speakers will revisit guidelines for tooth preparation and for the use of biomaterials in light of recent advances in prosthodontic research. Advanced principles of tooth preparation will be reviewed through the lens of biomaterial properties and periodontal health.

**We strive for improvement.** Promising young leaders will step forward to show how conventional prostheses and workflows can be enhanced through the conscientious use of technology and biology, so as to usher in a new era where knowledge, skills, and evidence provide a foundation for cost-effective treatment outcomes for our patients.







*We place evidence at the center of what we do.* Our speakers will help you navigate through the noise and hype so common in today's world. They will explain what you need to know to make a superior diagnosis with advanced imaging and how to best implement digital workflows, and they will break down the factors that will help you avoid treatment complications.

Finally, we *lead collaboration.* Our patients benefit from insights and advances from other specialties. While we value a collaborative environment, it is often true that in complex treatments — where biology, technology, and evidence-based treatment planning come together — the prosthodontist is at the center of patient care.

I can say from experience that the Fontainebleau is an excellent venue for a meeting. For many of us, the sun has begun to retreat by the end of October; but in Miami Beach, there will be a few more days of summer — a few days to enjoy the peak of your profession.

I look forward to seeing you all in Miami!

*For program information along with hands-on workshops, receptions, and more, visit [acp49.com](http://acp49.com). Register by Sept. 23 and save!*



SCIENTIFIC SESSION



# Excellence at the Crossroads of Technology and Biology

Oct. 30 - Nov. 2, 2019

## Wednesday

### Prosthodontic Treatment of the Severely Compromised Patient

Lawrence E. Brecht, DDS  
Fraüke Muller, Prof Dr Med Dent  
Daniel F. Galindo, DDS, FACP

### Prognosis of the Prosthodontic Abutment: Biomechanical and Biological Considerations for Success

Marco Ferrari, MD, DMD, PhD  
Charles J. Goodacre, DDS, MSD, FACP  
Thomas J. Kepic, DDS, MSD



## Thursday

### Ceramic Materials in Prosthodontics: State of the Art

Kenneth A. Malament, DDS, MScD, FACP  
Avinash S. Bidra, BDS, MS, FACP  
Ariel J. Raigrodski, DMD, MS, FACP

### Tooth Preparation for All-Ceramic Restorations: Wagging the Dog?


Carlo E. Poggio, DDS, MS, PhD  
Mario Imburgia, DDS

### Digital Dentures: Predictable Workflows for Your Practice

Brian J. Goodacre, DDS, MSD, FACP  
Valerie McMillan, DDS, MS  
Mark E. Ludlow, DMD, MS

### How to Avoid and Treat Implant Complications

William C. Martin, DMD, MS, FACP  
Konstantinos Chochlidakis, DDS, MS, FACP  
Andre Mol, DDS, MS, PhD



## Friday

### Implants in the Esthetic Zone: Implant Materials, Soft and Hard Tissue Considerations

Wael Att, DDS, Dr Med Dent, PhD  
 Craig M. Misch, DDS, MDS  
 Sonia Leziy, DDS, Dipl Perio, FCDS(BC), FRCD(C)  
 José Carlos Martins da Rosa, DDS, MSc, PhD

### Digital Prosthodontic Workflows and Execution: State of the Art and Beyond

German Gallucci, DMD, PhD  
 Wei-Shao Lin, DDS  
 Panos Papaspyridakos, DDS, MS, PhD

### Complex Multidisciplinary Treatment: Where Biology, Technology, and Treatment Planning Come Together

Arturo Llobell, DDS, MS  
 Ronald E. Jung, Prof Dr Med Dent, PhD  
 Tal Morr, DMD, MSD  
 Peter Wöhrle, DMD, MMSc, CDT

### Media Training Course

Wednesday, Oct. 30, 1:00 - 2:30 p.m. & 3:00 - 4:30 p.m.  
 Fee: \$25

The Media Training Course is designed to help prosthodontists contact and interact with the media. Taught by a former TV news reporter, the course will teach you how to connect with local media, convey your expertise to the public, and promote the specialty in new ways.

### Peer Review: Guidance and Tips from the *Journal of Prosthodontics* Editors

Friday, Nov. 1, 12:00 - 2:00 p.m.  
 Fee: \$25

Moderated by Dr. Radi M. Masri, Editor-in-Chief of the *Journal of Prosthodontics*, this workshop is aimed at residents and early career academics. Attendees will gain valuable insight into conducting peer review, including evaluating a manuscript, writing a report for *Journal of Prosthodontics* editors, and sharing comments with authors. Speakers will include a panel of *Journal of Prosthodontics* Assistant Editors and there will be a hands-on reviewing workshop. Lunch will be provided.

### Resident and Dental Student Digital Poster Session

Sessions on Thursday and Friday

Eligible residents and dental students are invited to submit an abstract to present at the Poster Session during Annual Session 2019. Residents will classify their submission as a “case presentation” or “original research” during the abstract submission process. Each category will be judged separately with the top 3 submissions from each receiving prizes and recognition.


These poster presentations are intended to highlight scholarly activity, promote research, and engage students. Presentation topics may include research results, clinical outcomes, laboratory techniques, or other topics of interest to ACP members and guests.

Please read the submission guidelines carefully and submit your abstract through the online ePosters system at [acp49.com](http://acp49.com). Abstracts are due by Sept. 13.

# A celebration of smiles

Elaine Torres-Melendez,  
DMD, FACP, NPAW Chair

The 10th anniversary of National Prosthodontics Awareness Week was truly exceptional, with over 450 members from across all ACP sections participating – the most of any NPAW by far! We are all working together and continue to pick up momentum to raise awareness of prosthodontics!



Official proclamations were made across the country, covering a population of over 23 million people. There were also many creative and ambitious activities including lunch and learns, lectures, radio interviews, open houses, public information booths, and pro bono work.

Social media was a large part of NPAW 2019, with over 900 public NPAW posts made across several social platforms, garnering almost 39,000 interactions. This included the sharing of our brand-new series of NPAW Facts, original videos, as well as elegant and beautiful photography showcasing the transformative power of prosthodontics, and digital and analog prosthodontic treatment protocols.

Thanks to all the ACP members and Central Office staff who made NPAW 2019 a success. Let's not forget, raising awareness of our specialty is an ongoing effort. One week of the year demands emphasis, but every day of every week is an opportunity for all of us to present the message, to enlighten someone about the specialty of prosthodontics. Live your best smile!

A few noteworthy selections from NPAW 2019:

## Region 1

Connecticut: UCONN held several activities including lectures, a Lab Night, and educational booths.

Massachusetts: Harvard School of Dental Medicine held an Advanced Prosthodontic Forum, which included a lecture and interactive planning workshop.

New Jersey: Dr. Stephen Hudis completed pro bono work and shared photos and informational videos on social media.

New York: Dr. Samantha Rawdin made an original video on the streets of New York City, asking people if they knew what a prosthodontist is.

Dr. Siamak Najafi discussed life as a prosthodontist with students in the Advanced Program for International Dentists in Comprehensive Dentistry at NYU.



New York



North Carolina



Iowa



Arizona

## Region 2

Florida: Drs. Eli Friedman and Anthony Gragg filmed different educational and fun videos for each day of NPAW.

North Carolina: Prosthodontic residents at UNC Chapel Hill School of Dentistry conducted “Denture Week” where each resident crafted a set of dentures pro bono for local people in need.

Dr. Hunter Dawson received official proclamations declaring NPAW in the State of North Carolina and in the city of Winston-Salem.

Pennsylvania: Dr. Robert Bentz celebrated in many ways, notably sending out NPAW pretzels and tomato pizza pies, and sharing original videos on social media.

Dr. Andrea Smith celebrated NPAW with a week of daily prosthodontic facts and “Smile Selfie” challenges on her practice’s Facebook.

Dr. Elaine Torres-Melendez completed several activities including giving away NPAW tote bags that contained information on prosthodontics.



## Region 3

Iowa: The University of Iowa prosthodontics department constructed new dentures for six veterans pro bono, and The Daily Iowan wrote an article about their efforts.

Illinois: Governor JB Pritzker declared NPAW in the State of Illinois and Mayor Rahm Emanuel declared NPAW in the City of Chicago, home of the ACP Central Office.

The UIC School of Dentistry’s prosthodontics department gave out ‘Peace, Love, Prosthodontics’ buttons to spread awareness of the specialty, and held lectures and case presentations.

Kentucky: The Kentucky Section of the ACP hosted a Prosthodontics Study Club where 26 ACP members, guests, residents, and students gathered for a lecture by Dr. Loana Tovar Suinaga.

Ohio: Dr. Valerie McMillan crafted 10 sets of digital dentures pro bono in one week and detailed the process on Instagram.



Texas



Pennsylvania



Idaho

### Region 4

Arizona: Arizona School of Dentistry and Oral Health hosted a three-day lunch and learn lecture series with Drs. Bryan McLaughlin, Hannah Colburn, and Russell Crockett. The event was organized by third year dental student Ninella Boguspour and Dr. Matthew Kahn.

Idaho: Drs. Christopher Jones and Michael Gurney of Boise Prosthodontics provided dentures to seven local veterans in just three days.

Texas: In connection with Oral Cancer Awareness Week and NPAW, the University of Texas MD

Anderson Cancer Center held a large oral cancer screening event. This public service was organized and chaired by Dr. Mark Chambers.

Dr. Harold Kolodney, Jr. sent a special note to colleagues at the Michael E. DeBakey VAMC, highlighting the special work of prosthodontists and thanking them for being part of the dental team.

Residents at the University of Texas School of Dentistry at Houston presented a lecture to dental students about “The Exciting World of Prosthodontics.”



New York



OVER  
**900**  
NPAW POSTS ON  
SOCIAL MEDIA

WITH  
OVER  
**39,000**  
INTERACTIONS



Navy



Canada



Connecticut

### Region 5

California: Many ACP members in the state posted on social media to celebrate NPAW including: Drs. Armand Bedrossian, Blake Mueller, Jefferson Clark, Loren Lee, Peter F. Johnson, Ronald Koslowski, and several more.

Washington: Dr. Ashley Hoders shared on social media about what it is like to be a dual board-certified prosthodontist and periodontist.

### Region 6 (Federal Services)

Army: Dr. Kimberly Schlam, along with other dental professionals, presented a lecture on “Dental Sleep Medicine and Oral Appliance Therapy” to an interdisciplinary group at Womack Army Medical Center at Fort Bragg, NC.

Navy: The Naval Postgraduate Dental School Prosthodontics Residency in Bethesda, MD provided a week-long continuing education course to over 50 dentists from around the world.

More activities can be found on the ACP's website at [prosthodontics.org/npaw](http://prosthodontics.org/npaw).



### Region 7 (International)

Canada: Drs. Scott Kirby and Arash Safvati, prosthodontic residents at the University of Manitoba College of Dentistry, provided free oral cancer screenings.

Singapore: Dr. Kelvin Khng shared about life as a prosthodontist in Singapore on social media.



Army

# You spoke, we listened

Nadim Z. Baba,  
DMD, MSD, FACP  
ACP President

Last year the boards of the ACP and the ACP Education Foundation came together to discuss the future of the specialty. Through our discussions we created a strategic plan, forming a shared vision for the future, and developing five strategic priorities that will guide our work for the next three years.

Our shared vision is that “Everyone can enjoy the confidence, fullness of life and overall wellbeing that comes from a healthy mouth and an attractive smile.”

We are diligently working to translate these strategic plans into tangible outcomes for our members, and for all patients. Let me focus on one of the priorities to show what this plan will mean for our members.

The second priority, which is to “Enhance the quality of care to improve patient outcomes,” has three main objectives:

- Support member adoption of technology and implementation of digital dentistry;
- Strengthen current continuing education programming and ensure ongoing relevance of topics, and;
- Develop CE and/or other programming that focuses on practice management skills/private practitioner needs at various career levels.

With several years of specialty training, we are prepared for the most complex cases in dentistry. But many of us are more than specialists; we are also business owners. To help support our members’ success in this area, the College will offer a course exclusively focused on the needs of our private practitioners.

The Practice Management Course will take place Aug. 10, in Chicago. It will provide continuing education in the areas of medical billing and coding, human resources, financial planning, social media, marketing, and practice transitions.

The course focuses on enhancing the skills necessary to run a successful private practice by imparting practical wisdom and expert advice from business professionals that understand the dental world. Experienced private practitioners, prosthodontists considering a career in practice, and office staff members will all benefit from learning state-of-the-art strategies for reaching patients, increasing revenue, and building cohesive, high-performing teams. Thanks to the support of the Foundation, we are able to offer this course at a low cost for our private practitioners and their staff.

Later in the year, the College will also be offering a brand-new financial literacy program in the form of a webinar. Created with the help of Dr. W. Patrick Naylor, an esteemed colleague and ACP member, the program will offer lessons that will teach the skills and knowledge to make informed and effective decisions with all of our financial resources.

My colleagues, I wish you continuous success. ■



## 2019-2021 Strategic Directions

The College and Foundation are aligned to shape the future of the specialty. Here's what we're focused on:



Increase Member Engagement



Enhance Quality of Care to Improve Patient Outcomes



Create Leadership Development Program



Position the Specialty as a Leader



Maintain Organizational Sustainability and Viability

Here's what you can look for:

- ▶ New Practice Management Course on August 10, 2019 in Chicago
- ▶ New Financial Literacy Webinar later this year
- ▶ Applications open soon for new Section Officers workshops

# Sand, surf, and seminars

## Mark your calendar! November 8-9, 2019



Dr. Gerard Chiche

Join us in iconic Manhattan Beach, California for the next ADES seminar featuring Dr. Gerard Chiche and Dr. Ariel Raigrodski. Gain the latest insights on **esthetic design, clinical techniques, and materials for digital dentistry** from the experts.



Dr. Ariel Raigrodski

Call 781-388-0016 or visit [www.academyofdes.org](http://www.academyofdes.org) for seminar and registration information.



Sponsors:

**kuraray** Noritake

**3M**

**ASAHI REFINING**

**BRASSLER USA**

**ADES**

Academy of Dental Esthetics and Sciences

**CUSP**  
DENTAL LABORATORY

ADES, The Educational Division of Cusp Dental

# Introducing the Drive for a Million

Leonard B. Kobren,  
DDS  
ACPEF Chair

Every member of our College must understand this imperative: each of us must become career-long, consistent contributors to the Foundation to secure and sustain our specialty.

Over the years, messages from me and other past Chairs of the ACP Education Foundation have often expressed what a privilege it is to work in the field of prosthodontics. For me, who for seven years practiced general dentistry while teaching fixed prosthodontics, the breadth of difference between that phase of my career, my training, and subsequent practice as a prosthodontist is stunning. In the spirit of gratefulness for what it has provided to us, we have carefully considered the next generation of prosthodontists, and how we can work to ensure the future of our specialty. To this end, I am pleased to announce the ACPEF's Drive for a Million, an ACP member pledge drive to provide sustainable funding for the organization's vital legacy programs as well as new initiatives that align with the ACP's strategic plan.

---

*I am honored to be part of the leadership for the ACPEF Drive for a Million pledge effort and have already pledged my personal support. Over the last 35 years as a member of the ACP, I have watched our specialty, our organization and the composition of our membership evolve and change. I am excited about the future of our specialty. The dedicated efforts of my friends and colleagues over the past decades have positioned the ACP and ACPEF to continue to lead our specialty. With the aid of our current and future leaders, the partnership of the ACP and its Foundation will advance the strategic vision of our organization and the specialty of prosthodontics.*

- Dr. Susan E. Brackett, Honorary Chair

Multi-year commitments from members furnish the Foundation with the knowledge of available future funding for effective long term planning strategies. We have developed new initiatives to meet private practice member needs through practice management and financial literacy courses launching this year. We have awarded nearly 400 research projects through four annual research competitions and 82% of awardees have acknowledged that receiving a research award enabled them to expedite their career advancement. This is an amazing ROI on your Foundation investment. I and former chairs have heralded the unusual camaraderie that our specialty fosters – the opportunity to share experiences and network with friends, fellow prosthodontists, and corporate leaders while engaging in the highest level of education during our Annual Session. A decade ago, we knew this value had to be extended to newer generations and committed to fund resident dues in the ACP and travel stipends to the Annual Session. In the past five years alone, the ACPEF has provided 750 residents with ACP memberships and 1,200 travel stipends. It is these engaged young members who will become the researchers, academicians, federal service prosthodontists, private practice clinicians and leaders who will join with us to grow and improve every aspect of our specialty. They will embolden our practices, enrich our academic faculties, and become the primary force behind our specialty as many of us transition into their shadows.

---

*I am deeply grateful for all that our pioneers have done to bring our specialty to the position of prominence it holds today. It is now time for my fellow colleagues to take up the torch and steward the ACP and ACPEF in the years to come. Having personally benefitted from the ACP and ACPEF throughout my career, I am excited that the Drive for a Million will provide sustainable funding for our legacy programs of supporting residents and encouraging research and new initiatives for all practicing clinicians. I'm extremely proud to be part of prosthodontics' future.*

**- Dr. Sundeep R. Rawal, Drive for a Million, Chair**

---

### **Give graciously and according to what you can!**

We have been extremely fortunate to enlist a formidable leadership team of passionate, capable, and committed individuals who contribute a blend of experience and new enthusiasm. They represent important demographics of our membership including ones that must become substantially more engaged as many lead contributors over the last several decades are now in different phases of their careers.

As we launch this exciting initiative, I invite each and every member of the ACP to consider what our specialty has meant to you, personally and professionally, over the course of your career. The leadership of the ACP and the ACPEF has set a high bar, and now challenges you to join us by making a five-year pledge to the Drive for a Million. Our committee will be reaching out to you, and I trust you will answer the call to ensure that the next generation, and the future of the field, is secure. ■

**For an update on total raised toward the \$1,000,000 goal, the case for support brochure, and a listing of donors to date, please visit [acpef.org](http://acpef.org).**

## ACPEF MEMBER DRIVE STEERING COMMITTEE



**Dr. Sundeep R. Rawal**  
CHAIR



**Dr. Susan E. Brackett**  
HONORARY CHAIR



**Dr. Sharon C. Siegel**  
MAJOR PHASE EDUCATOR  
COMMITTEE CHAIR



**Dr. Frank J. Tuminelli**  
MAJOR PHASE PRIVATE  
PRACTICE COMMITTEE  
CHAIR



**Dr. Thomas D. Taylor**  
ADVANCE PHASE RESIDENT/  
NEW PROSTHODONTIST  
COMMITTEE CHAIR



**Dr. Joseph DiFazio**  
SPECIAL PHASE  
COMMITTEE CHAIR

## New Region 4 Membership Director



Eva Boldridge, DMD, PA, has been appointed as the Regional Membership Director of the Rockies/Plains Region for the ACP, covering a large section of the western United States, spanning from Montana down to Texas and from Nebraska to Nevada. As the Regional Membership Director, Dr. Boldridge will be a vital communication link between the ACP Board of Directors and the prosthodontists in her region.

“I am honored and humbled to be appointed to this position,” said Dr. Boldridge, who lives and works in Houston. “I am hoping to bring another perspective to the table, especially regarding what we as clinicians in private practice are juggling daily including the evolving and often costly world of digital dentistry, marketing your practice through social media, and maintaining a healthy work-life balance.”

Dr. Boldridge received her Doctor of Dental Medicine from the Medical University of South Carolina, and then continued her education by completing a prosthodontic residency at the University of Alabama at Birmingham. Dr. Boldridge then went on to complete a fellowship in maxillofacial prosthodontics in the Dental Oncology Department at MD Anderson Cancer Center. For the past 14 years, Dr. Boldridge has maintained a private practice in Houston, and has served as an assistant clinical faculty member at the UT Health School of Dentistry.

## ACPEF Research Fellowships: Call for Applications

This fall, the ACP Education Foundation will be awarding research fellowship grants up to \$6,000. These will be awarded to support meritorious research proposals that seek to advance basic scientific and applied clinical knowledge in the area of prosthodontics. Any investigation relevant to prosthodontic care is appropriate. This includes fixed, implant, maxillofacial, and removable prosthodontics. Individuals are eligible if they are currently enrolled in a postdoctoral prosthodontic program accredited by the Commission on Dental Accreditation of the American Dental Association and are a Resident/Graduate Student Member, in good standing, of the American College of Prosthodontists.

The ACPEF wishes to support promising research conducted by dental scientists-in-training. Please review the submission guidelines online at [Prosthodontics.org](http://Prosthodontics.org). Applications are due by Aug. 30.

## Upcoming Events

### Practice Management Course

Aug. 10, 2019

Chicago

[Prosthodontics.org](http://Prosthodontics.org)

### Prosthodontic Review Course

Sept. 21-22, 2019

New York City

[Prosthodontics.org](http://Prosthodontics.org)

### 49th Annual Session

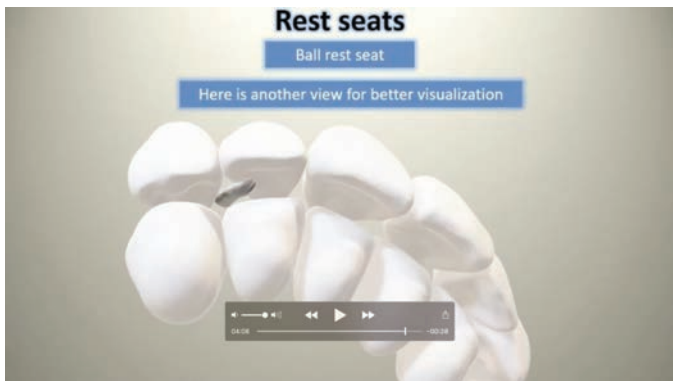
Oct. 30-Nov. 2, 2019

Miami

[acp49.com](http://acp49.com)



## Video Articles in *Journal of Prosthodontics*



The Wiley Online Library platform, which hosts the *Journal of Prosthodontics* online, offers the ability to include videos within the context of *Journal* articles. This spring, the *Journal* published “Enhancing student learning of removable prosthodontics using the latest advancements in virtual 3D modeling,” by Drs. Ahmed Mahrous and Galen Schneider.

In the article, Drs. Mahrous and Schneider demonstrate how free online 3D digital design software can be used to manipulate and integrate STL files into 3D models, which can then be used as an educational platform using PowerPoint and how those 3D virtual models can be used to teach students to better understand removable partial denture (RPD) design and components. The technique article features 8 videos that show details on how to use 3Shape, Meshmixer, and Paint 3D to then incorporate into presentations allowing for a more robust and clear approach to explaining the various components of the RPD.

Technique articles, which present a step-by-step explanation of conducting a novel procedure, are perfect for illustrating with videos. So are articles that show creative ways to use digital technology. If you have an idea that might be worth presenting via video, please consider this platform. Dr. Radi Masri, Editor-in-Chief, or Ms. Alethea Gerding, Managing Editor, would be happy to answer any questions you might have.

## Joint Educators Conference Held in Chicago



One hundred educators representing 58 different institutions met in Chicago, April 12-13 to collaborate, network, and discuss important issues in prosthodontic education.

The joint group received an update from the ACP Digital Curriculum Working Group before splitting into individual sessions. The predoctoral program featured presentations on Digital Denture Protocols, Implant Placement, and Faculty Development. The postdoctoral session included an interactive Core Buildup

Calibration exercise and important information regarding Risk Assessment in Implant Treatment Planning. This conference was funded by the ACPEF and corporate supporters including Henry Schein and Ivoclar Vivadent. The educators will meet again in Miami on Oct. 30 at the 2019 ACP Annual Session.

## Introducing the new *ACP Messenger* Editorial Board



### Clinical Trends Lead

**Luiz H. Gonzaga, DDS, MS**  
University of Florida, Gainesville, FL

Dr. Luiz H. Gonzaga graduated from the Catholic University of Brasilia College of Dentistry in 2004. After working in private practice and taking perio/implants CE courses for one year, he was accepted for the implant/periodontic specialty training, graduating in 2009. Dr. Gonzaga completed his OMFS fellowship the next year. He was then accepted to the graduate prosthodontics program at the University of Florida in 2011. Dr. Gonzaga serves as Clinical Assistant Professor at the University of Florida Center for Implant Dentistry.



### Practice Management Lead

**Amelia L. Orta, DMD, FACP**  
Washington, DC

Dr. Amelia L. Orta received her Certificate in Prosthodontics from the Dental College of Georgia and is a board-certified prosthodontist practicing in Washington, DC. Dr. Orta maintains an adjunct faculty position at the Dental College of Georgia in the graduate prosthodontics department. Outside of dentistry, Dr. Orta and her husband enjoy spending time together at their farm in Maryland.

## Welcome New Members

*April – June 2019*

### Reinstated Fellow

Dr. Mohamad Koutrach

### Reinstated Member

Dr. Mary F. Costigan  
Dr. Sheryl H. Green

### New International Member

Dr. Francine E. Albert


### New Resident/Graduate

**Student Members**  
Dr. Mohammad H. Abdelwassie  
Dr. Mohammed Adnen Akl  
Dr. Abdulrahman A. Almalki  
Dr. Abdullah M. Aldosari  
Dr. Mohammed Ali Y. Alfaifi  
Dr. Abdullah H. Alnasser  
Dr. Esra Y. Alsarraf

Dr. Tyler Scott Anderson  
Dr. Cristen M. Ayers  
Dr. Dimitrios Sotirios Basilakos  
Dr. Daniel L. Bernstein  
Dr. Brian A. Brodine  
Dr. Ana C.G. Carracho  
Dr. Jonathan Casiano  
Dr. Bright JeSuk Chang  
Dr. Jacqueline K. Chow  
Dr. Yoo Jin Chung

Dr. Kushaldeep Fnu  
Dr. Wendy Y. Fu  
Dr. Kristin Ann Hutkin  
Dr. Zahida Iqbal  
Dr. Jerome A. Jackson, Jr.  
Dr. Caitlin R. Janusz  
Dr. Brittany A. Kane  
Dr. Francis L. Keeling  
Dr. Paul S. Kukunas  
Dr. Lujain Reda Kurdi

Editor-in-Chief Dr. Miles Cone would like to introduce you to the new Editorial Board, who will use their expertise to bring you the latest trends in prosthodontics.



### Academic Lead

**Foteini Touloumi, DDS, MS, FACP**

University of Illinois at Chicago

Dr. Foteini Touloumi graduated from the Aristotle University of Thessaloniki Dental School, Greece in 2008. She practiced as a general dentist in Greece and in the UK until 2011, when she started her prosthodontic specialty training at the University of Connecticut. She graduated in 2014 with a certificate in prosthodontics, a Master of Dental Science, and a certificate in implant surgical placement. She became board-certified in 2015. And then, she became an Assistant Clinical Professor at the University of New England in Portland, ME. In 2016, she joined the University of Illinois at Chicago as an Assistant Clinical Professor, where she currently teaches at the predoctoral and postdoctoral level.



### Engagement Lead

**Ryan M. Mizumoto, DMD, MS**

Columbus, OH

Dr. Ryan M. Mizumoto received his dental degree from Case Western in 2009 and completed a one-year hospital-based General Practice Residency at Illinois Masonic Medical Center in Chicago in 2010. He practiced as a general dentist for five years in Cleveland before pursuing his passion and returning to school for formal training in prosthodontics. He is a graduate of the Advanced Prosthodontic Program at The Ohio State University, where he served as Chief Resident his final year. He maintains a private practice in Columbus, Ohio and is also the co-creator of Dentistry365, a mobile application for sharing cases and learning.

Dr. Noor Kutkut  
Dr. Joseph Lee  
Dr. William E. Linder  
Dr. Heba Nabeel Mandourah  
Dr. Ariana C. Mendel  
Dr. Leen A F Musharbash  
Dr. Olivia M. Nguyen  
Dr. Uvoh E. Onoriobe  
Dr. Andreas D. Oriettas  
Dr. Kyungseo Park

Dr. Bhavinkumar  
Balendrakumar Patel  
Dr. William A. Randi  
Dr. Zainab Shaghata  
Dr. Marwa A. Shembesh  
Dr. Chen Xuan Wei  
Dr. Sufian A. Yassin  
Dr. Brandon J. Yeager

**New Dental Technician  
Alliance Affiliates**  
Mr. Jack J. Marrano  
Mr. Conrad J. Rensburg  
  
**New Advanced Program  
& Graduate Student  
Alliance Affiliate**  
Dr. Zain Uddin Ahmed

**New Predoctoral  
Alliance Affiliates**  
Ms. Nadine Ziad Mirza  
Mr. Aaron Haah  
Ms. Sarah A. Jasinski  
Ms. Diana HeeRyang Joo  
Mr. Joseph Robert Lazaroff

## Job Opportunities

**Florida (Naples/Marco Island)** - Engle Dentistry has been offering multi-specialty dental care to the Naples and Marco Island, Florida area since 2000. They are looking for an experienced prosthodontist. Their offices include a brand new 9,200 sq. ft. facility in Midtown Naples and 4,100 sq. ft. office in Marco Island. Please submit resume to Nancy Nycum, Operations@engledentistry.com or (239) 537-6611.

**Florida (University of Florida)** - The University of Florida College of Dentistry is seeking applications for a full-time clinical track faculty position in the Department of Restorative Dental Sciences, Division of Prosthodontics at the Assistant/Associate Professor rank.

Responsibilities for this position will center on learner-centered pre-doctoral level didactic, pre-clinical and clinical instruction in prosthodontics, including serving as a course director, participation in intramural faculty practice, distinction in academic pursuits and service, and include opportunities for participation in the development of departmental research and/or other scholarly activities. The position's requirements include: a DDS, DMD or equivalent degree. Preferred qualifications include: a certificate of Prosthodontics specialty from a CODA-accredited postgraduate prosthodontics program, previous teaching experience and board certification. Salary and rank are commensurate with credentials and experience.

To apply, please go to <http://jobs.ufl.edu/> and search for job number 46246.

**Georgia (Atlanta)** - State of the Art Prosthodontic & Maxillofacial Prosthetic practice is seeking Maxillofacial Prosthodontist for Associateship to Partnership. Visit [Orofacialcenter.com](http://Orofacialcenter.com) for info. Email [jamesadavisjrdmd@gmail.com](mailto:jamesadavisjrdmd@gmail.com), or call 678-858-2383. Will consider training prosthodontist if has sufficient art skills and interest in the field.

**Illinois (Chicago)** - High-end, nationally known cosmetic dental spa seeking a prosthodontist to join our Chicago office. Outgoing personality essential. Practice has been featured in over 300 publications as well as CNN, the Today Show, and ABC Nightline. Current dentist is known for over-the-top excellence - has over 1,000 five-star reviews on the internet. Qualified individuals should contact us at: [jeff@mitchelldentalspa.com](mailto:jeff@mitchelldentalspa.com).

**Maryland (Towson)** - Prosthodontic Associateship: Associateship opportunity with the possibility for future partnership in a well establish prosthodontic and restorative fee-for-service practice located in a desirable suburban location. We are seeking a trained prosthodontist as one of our doctors is now transitioning to retirement. Private practice experience is a plus but not a requirement. Please email resume or C.V. to [drpatousborne@netscape.net](mailto:drpatousborne@netscape.net).

**New York (New York City)** - NYC Multi-Specialty Practice Seeking Prosthodontist  
Excellent, long-term opportunity to join a multi-specialty dental practice in NYC's Upper East Side. The position is ideal for someone who wishes to settle down in NYC and be part of a multi-disciplinary practice. Position is available immediately and is ideal for an established prosthodontist looking to relocate or a new graduate looking to build a practice. Income & growth potential is great. The office is newly renovated with state-of-the-art technology, digital x-rays

& impressions, CBCT, CEREC, and paperless charts. Accredited operating room is also available in the office for performing procedures under IV sedation or general anesthesia. Must be willing to treat adult & pediatric patients.

For more information, please email resume to [rc427@nyu.edu](mailto:rc427@nyu.edu)

**Ohio (Cleveland)** - Case Western Reserve University (CWRU) School of Dental Medicine seeks applicants for a full-time tenure-track Assistant/Associate Professor Faculty position in the Department of Comprehensive Care. The department is responsible for preclinical and clinical teaching: prosthodontics, biomaterials, and operative dentistry.

Interested applicants please visit: <https://case.edu/academic-careers/assistantassociate-professor-tenure-track-department-comprehensive-care>.

**Oklahoma (Oklahoma City)** - Outstanding prosthodontic practice opportunity in rapidly growing Oklahoma City metroplex. Thriving practice is seeking an immediate associate prosthodontist transitioning to a partnership after the first year. Practice located in affluent northwest Oklahoma City. State of the art office, paperless, digital, CBCT, surgery suite, expansive operatories, fully equipped conference center, and an in-house dental laboratory. Implant and Prosthodontic Associates enjoys a large referral base and maintains prominence as the leader in reconstructive dentistry and all phases of implant dentistry in the region. Enjoy the low housing costs, excellent schools, minimal commute and friendly community living that Oklahoma is known for.

Contact: Lars Bouma, DDS and/or Thomas J. McGarry, DDS (405) 755-7777  
[Bouma@implantassociates.net](mailto:Bouma@implantassociates.net), [mcgarry@implantassociates.net](mailto:mcgarry@implantassociates.net)



**Pennsylvania (Narbeth)** - Seeking prosthodontist or general dentist (with minimum 2 years experience or post-graduate training) to join our established, fee-for-service multi-specialty group practice for associateship leading to equity partnership in 6 months to 1 year. This is an outstanding opportunity for a talented, caring, individual with excellent verbal and interpersonal skills. Please email resume to dental632@comcast.net.

**Texas (Austin)** - Large private practice with strong patient base and huge referral base from the community. We have beautiful office and great experienced staff. Excellent long-term opportunity for highly skilled and motivated prosthodontist. (512) 773-9239 for more details and to set up an interview.

**Texas (Dallas)** - Seeking BOTH Surgical & Restorative Prosthodontists

Description:

- Perform all phases of implant prosthetic dentistry
- Will have leadership role in the center with an emphasis on increasing center profitability
- Possess a patient-centered mindset and approach to treatment planning and daily center operations.
- Consult with new patients
- Possess excellent social skills

Requirements:

- Professional Degree: DDS/DMD
- Certificate in Prosthodontics from an ADA accredited program.
- Licensed in Texas
- IV Sedation License preferred

Salary and Benefits

- Competitive salary and bonus based on production.

Email dra@fastnewsmile.com

**Texas (Dallas-Ft. Worth)** - Solo Private Practice seeks ambitious, strong work ethic, high quality oriented Prosthodontist-Associate leading to Partnership. Low volume/ high production practice (\$2 million/year). Must have U.S. DDS or DMD degree. Great opportunity in one of the strongest economies in the country. www.dentalimplantcenter.com  
Email: david\_mcfadden\_dmd@yahoo.com

**Wisconsin** - Consider joining this dentist-owned, family practice! At Dental Associates you will not only experience the support and stability of working within a group, but also the flexibility of managing your own schedules and running your own practice. Your practice within our practice. You will always be on the forefront of technologies and innovations and you will be able to develop relationships with other dentists and specialists. Offering competitive compensation with a full benefit package. Signing bonus and relocation allowance available in some locations. For a complete listing of openings visit: dentalassociates.com/careers.

Contact Karla today at 920-431-1712 or kkabara@dentalassociates.com.

**Wisconsin, Illinois, and Indiana** - EON Clinics' generous compensation package includes a base salary of up to \$360,000 annually plus quarterly bonuses based on clinic production, malpractice insurance (company paid), an annual continuing education stipend (up to \$5,000 annually), health benefits (cost-sharing and paid time off (up to 25 days). We do not require corporate ownership and the complicated tax liability that goes along with that stipulation - there are no Company tax returns for you to sign and take responsibility for. EON Clinics is family owned and privately held with a welcoming, congenial, collaborative culture that expects hard work, strong effort and great success from its dedicated employees, but also allows for work life balance. We are a family owned company where our employees are valued and appreciated!

Since 2008 EON Clinics has been a leading provider of dental implants in the Illinois, Indiana, and Wisconsin areas. Our state of the art, all-in-one treatment facilities are equipped with modern technology, including advanced 3D CAT scan capabilities and full-service on-site labs that support the highest standard of care.

You will be responsible for all aspects of clinic leadership, work to achieve center profitability through sales efforts, build good rapport with patients and staff, perform all phases of prosthetic dentistry, provide excellent patient care and help strengthen EON Clinics' reputation in the marketplace as an AO4 leader. A strong ability to listen, communicate well and be open-minded are keys to success.

Our beautiful state-of-the-art facilities with in-house full-service labs, combined with our superior clinical and administrative teams, position us to deliver premium products and expert patient care. If you are a skilled practitioner with a patient-centered mindset, high ethical standard, professional demeanor, superior clinical skills, a sales-orientation and the availability to click and connect with people, incredible growth opportunities exist for you to join our world class EON Clinics team - don't miss out!

Contact Peg Rey, HR Manager at 630-308-8663 or peg.rey@eonclinics.com, WEB: eonclinics.com

## Practices for Sale

**Arizona (Phoenix/West Valley)** - Established 34-year-old prosthodontic specialty practice in Phoenix, Arizona looking for an associate transitioning to ownership or immediate ownership. Full spectrum of prosthodontic services offered. Implant based care a major portion of treatment including surgical placement, adjunctive grafting and enhancement procedures. One million plus collections for over sixteen years. Fee for service, no HMO, PPOs or insurance contracts. Dentrax office management, digital radiography, and 3Shape lab scanner.

Owner will remain per request of new doctor in transition and/or mentor surgical skills for implant based procedures. Enjoy year-round outdoor activities in one of the fastest growing cities in the United States. Contact Fred Heppner, fredh@arizonatransitions.com, (480) 513-0462 or text owner at (602) 757-0454.

**California (Escondido)** - Prosthodontic practice in Escondido, CA (North San Diego County). Successful fee for service practice over 50 years, with current prosthodontist owner since 1999. 4 fully equipped operatories in 2200 sq. ft, beautifully designed environment in a standalone building, with ample parking and room for expansion. 760-443-3603

**California (Huntington Beach)** - Modern, digital and updated office. Rent is only \$2075/month until 2023. 2 fully equipped operatories, plumbed for 2 more. Equipment in great shape. ~1500 sq ft with brand new vacuum, existing compressor. Avg sales \$270000/year 3 days a week and stable over last 11 years. 30%cash/70% PPO. Call (949) 383-0722 or email aprilkim1108@gmail.com.

**California (North San Diego County)** - New to market! Premier San Diego prosthodontic practice for sale. Over 30 years of goodwill with collections over \$1M. Seller excited about transitioning for up to 1 year. Incredible location demographics to support the practice with average income of over \$135,000 and average age of 40 years. Why live in the sleet and snow? Come to beautiful San Diego! Call (858) 869-0740 or email john.hale@practicecfo.com about this exciting opportunity.

**California (Northern California)** - Northern California Practice Sales has prosthodontic transition, associate, and sale opportunities in San Francisco, San Mateo, Napa and Santa Clara counties. For more information, please send a cover letter and current CV to Molinelli@aol.com or call 650-347-5346. northerncaliforniapracticesales.com

**California (San Francisco Bay Area)** - "Fee for Service" Prosthodontic Practice located in affluent suburb adjacent to Bay Area's premier retirement community. Collections have averaged \$1.175 Million per year with Doctor taking lots of time off. 4-days/week of Hygiene booked 6-months in advance, Doctor booked 3-months in advance. Beautifully designed suite has "Town & Country" feel in peaceful garden setting. Paperless charting, digital radiography. Doctor shall provide whatever transition assistance is requested. Stellar opportunity! For additional information, send CV to: clbarmby@att.net.

**Florida (Lady Lake)** - Prosthodontic practice for sale in The Villages, Lady Lake, FL, Florida's Friendliest Hometown. Owner needs to retire because of health issues. Sees patients 3 days a week, 5 hrs. each day, 15 hrs. a week. Will gross from \$350,000 to \$400,000 a year. Successful fee for service practice since 2003, no contracted plans with insurance companies. 2 fully equipped operatories with a fully equipped laboratory in a 1200 sq. ft. office space. Has an iTero imaging scanner, a Scan X digital radiograph scanner, Biolase, and a Panorex. For more information: Tel. 352-259-6646 or Email: davilaprosth@hotmail.com.

**Florida (Southeast Florida)** - Golden Opportunity! Prosthodontic and Facial Pain Practice in sunny, southeast Florida. 30 year old practice, fantastic reputation, Fee For Service, recently remodeled. 3 ops. Owner also interested in selling the space. 1250 square feet in a conveniently located medical building on a main road. Digital radiographs, laser, intraoral camera. Owner is willing to mentor buyer and transition practice well. Collections in 2017 was 550k. 50% overhead 32 hours a week. Wonderful opportunity for more growth. Please contact bocaprosthodontics@gmail.com.

**Georgia (Atlanta)** - Amazing, time-sensitive opportunity to purchase dental practice of highly-respected, established prosthodontist in the Brookhaven/Sandy Springs area of North Atlanta. Purchase includes 1,700 sq ft corner unit with beautiful views from each operatory. Condo space equipped with advanced technology in greatly desirable medical building. Please call Dr. Bill Adams, US Dental Transitions at 770-561-1577 for more information.

**New York (Syracuse)** - This downtown practice features an amazing growth opportunity, as the current doctor owns the building (almost 4,000 SF!) and is open to selling the real estate. Not to mention, the current doc has been practicing in the community for over 30 years and has built a solid-foundation of goodwill. Due to this, the doc is invested in ensuring a smooth transition and is willing to stay on if needed, or of course is open to a straight buy-out!

- 4 operatories with major physical expansion opportunity
- 2,000 SF with additional potential 2,000 SF of growth, as real estate is an option
- Over \$1.2 Million in Collections
- Adjusted EBITDA almost \$250k
- Of course, there is growth opportunity through expanded marketing and bringing more services in house

To learn even more about this undeniably incredible practice, please contact Kaile Vierstra with Professional Transition Strategies either by phone at 719.694.8320 or by email at kaile@professionaltransition.com.

**Virginia** - Thriving, State of the Art Virginia Prosthodontic Practice!

This well-established 1 million+ consistent, 100% Fee for Service practice is an excellent opportunity for a prosthodontist or High-End GP! Practice has a strong net; 5 modern treatment rooms; Seller available through transition. Visit our website [www.commonwealthtransitions.com](http://www.commonwealthtransitions.com) and register as a buyer to receive details on this opportunity. Reference Listing ID # CV-04



# Prosthodontic Review Course

---

NEW YORK CITY  
SEPT. 21-22, 2019

REGISTER AT [PROTHODONTICS.ORG](http://PROTHODONTICS.ORG)

**ACP** AMERICAN COLLEGE OF  
PROTHODONTISTS  
*Your smile. Our specialty.*

Sponsored by



**INTRODUCING**

**IPS e.max<sup>®</sup>**

THE **NEXT**  
**GENERATION**  
OF ALL-CERAMICS

ZirCAD<sup>®</sup>  
**Prime**

**All ceramic,  
all you need.**

[ivoclarvivadent.com](http://ivoclarvivadent.com)

For more information, call us at 1-800-533-6825 in the U.S., 1-800-263-8182 in Canada.  
© 2019 Ivoclar Vivadent, Inc. Ivoclar Vivadent, IPS e.max and ZirCAD are registered trademarks of Ivoclar Vivadent, Inc.

  
**ivoclar  
vivadent<sup>®</sup>**  
passion vision innovation