

ACP MESSENGER


THE NEWS SOURCE FOR MEMBERS OF THE AMERICAN COLLEGE OF PROSTHODONTISTS

IN THIS ISSUE

GREY'S ANATOMY

Prosthodontics in the News

Hit show season finale mentions prosthodontics
PAGE 3




President's Dinner

Preview all that's in store for Annual Session, Scottsdale
PAGE 7



Science & Technology

Prosthodontists must become early adopters of digital dentistry
PAGE 9



The Last Word

Collaboration is key for dental lab technicians and prosthodontists
PAGE 14

House of delegates set for landmark meeting

The ACP House of Delegates will convene in Scottsdale during the Annual Session to discuss and vote on several critical resolutions that will impact the operation of the College in the year ahead. The Governance Task Force Committee led by Dr. Jonathan Wiens, ACP Treasurer, and the GTFC Advisory Panel have worked diligently to prepare the governance bylaws revisions that if approved, would change the ACP governance structure. Delegate check-in and breakfast will kick-off at 7 a.m. on Wednesday, October 31, with the meeting called to order promptly at 7:30 a.m.

Mr. Kermit Eide, the ACP corporate governance consultant from Tecker & Associates, and Ms. Paula Goedert, ACP legal counsel from the firm of Barnes & Thornburg, LLP, have



2007 ANNUAL SESSION

American College of Prosthodontists

PHOENIX • SCOTTSDALE

reviewed and approved all of the proposed ACP Bylaws revisions. Both Eide and Goedert will participate in the Sections Meeting portion of the HOD session on Wednesday morning.

All Delegates and Alternates are strongly encouraged to participate in the HOD meeting this year including the Reference Committee break-out sessions from 10 a.m. to Noon on Wednesday. Discussions and questions will be addressed in these individual meetings, with an assigned designee from among the group reporting back to the House in the afternoon with any suggestions for revisions.

Plan to be in Scottsdale and come prepared participate in this landmark meeting of the HOD.

See *HOD Landmark Meeting* on Page 7

Member conducts prosthodontic research that protects U.S. soldiers

BY PAMELA KRUEGER, MS, ACEP DIRECTOR

“... the most common reason Soldiers could not be deployed to Desert Shield/Storm was dental disease ...”
- LTG Blanck, commencement speech, Hood College, Frederick, MD, 31 July 1998

Two separate studies found that soldiers deployed to Operation Enduring Freedom¹ suffered 137 dental emergencies per 1,000 soldiers per year and that soldiers deployed to Prince Sultan Air Base and Baghdad International Airport for Operation Iraqi Freedom² experienced 153 and 145 dental emergencies per 1,000 soldiers per year. In both studies, dental caries were the most common cause of dental emergencies. A study of U.S. Army dental emergency rates in Bosnia³ found 156 dental emergencies per thousand soldiers per year. This report concluded that “dental emergencies continue to be a threat to overall readiness in deployed environments.”

Dental emergencies are not a new risk for soldiers. “Trench mouth,” a description of severe gingivitis among soldiers fighting in World War I, affected the same percentage of fighting men and women then as it does today simply because combat interferes with the time or capacity necessary to maintain proper oral hygiene. The statistics show that at any point fifteen percent of our armed forces are not able to fulfill their duties and have to be evacuated and moved across dangerous territory to seek treatment because of dental emergencies. The majority of these emergencies are related to plaque-induced oral infections.

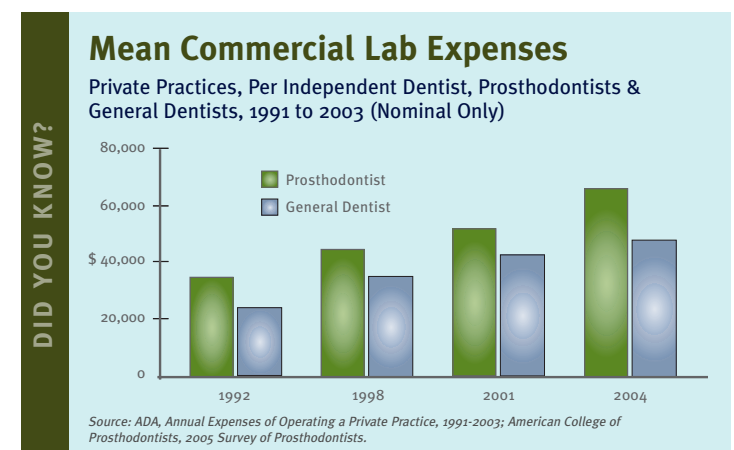
¹ Dunn, WJ Dental Emergency Rates at an expeditionary medical support facility supporting Operation Enduring Freedom, *Military Medicine* May 2004

² Dunn, WJ., Langsten, RE., Flores, S., Fandell, JE Dental emergency rates at two expeditionary medical support facilities supporting operations enduring and Iraqi Freedom. *Military medicine* 2004, vol. 169, no7, pp. 510-514 [5 page(s)] (article)

³ Chaffin, J., King, JE., Fretwell, LD. US Army dental emergency rates in Bosnia

See *Prosthodontic Research* on Page 4

ACP member Col. Geoffrey A Thompson, Chief, Dental Biomaterials Branch at the U.S. Army Dental Research Detachment in Great Lakes, Ill., along with a team of scientists led by Dr. Kai Leung from the Microbiology Branch, are working



American College of Prosthodontists
211 E Chicago Avenue, Suite 1000
Chicago, IL 60611

PRESORTED
FIRST CLASS MAIL
U.S. POSTAGE
PAID
PERMIT 624
LONG PRAIRIE, MN



Simply Precise Again!

The MOST interfaces in ALL the materials you want

Now
Available!
New Astra 3.5/4.0 in
Titanium and
Atlantis
Goldhue®

- Peace of Mind – Every Atlantis product has been granted commercial clearance through the FDA
- Esthetics – Atlantis patient-specific abutments provide optimal interproximal support for ideal esthetics
- Simplicity – Atlantis is available for more implant interfaces than any other manufacturer to simplify treatment
- Precision – Atlantis' VAD™ System ensures your abutment margins are precisely where you want them
- Flexibility – Available in zirconia, titanium, or gold-shaded surface

Seeing is Believing! Call your favorite laboratory to get started.



STEPHEN D. CAMPBELL,
D.D.S., M.M.S.C.

Thanks and More

You cannot begin to imagine all of the things that pass before your eyes serving in this position. Pretty much every minute of the day has something that is ongoing or new that needs to be addressed. This includes all of the ongoing initiatives, action plan items, membership issues, dental specialty issues, professional issues; public, practice and educational issues, as well as expanding our influence within the profession and with our corporate partners.

Part of what you see in this position is the vigilance of our members. We are an observant group, and you pass on all types of things that require examination, analysis, responses... both to you, our members and the entities that you have identified.

This is an important part of what we do, as the ACP is the advocate for the specialty... and each of our members. This includes all types of issues including advertising, individuals misrepresenting themselves, state boards, denturism, etc. For example, one of our members recently identified that there were professional dental products and unlicensed services being offered on eBay. This included home denture kits and much, much more. Following a careful examination of the issue, we immediately contacted the ADA legal counsel and requested support in addressing our concern. The ADA responded that they were also concerned, and that they would contact eBay in an effort to resolve this issue appropriately for the protection of our patients. The ACP has also contacted eBay.

As another example, while walking one of the exhibit floors we happened to notice that a dental company had adopted a representation/facsimile of our very familiar ACP logo. We have responded appropriately.

This is an exciting time for OUR specialty. We recently had an opportunity to meet with the former Governor of New York George Pataki. He is still a likely Presidential candidate. We had an opportunity to share the details of our current educational,

practice and patient care concerns with him. Particularly as they relate to our aging patient population and the ability to meet their needs in the coming decades. These are the most vulnerable of our patients. He was blown away to hear the facts... who knows what may come.

For those of you that missed it, after making an episode of Jeopardy last year, prosthodontists made the season finale of Grey's Anatomy on May 17! And it was more than just a mention.

Our recent call for individuals interested in serving as program directors resulted in 41 responses. Far more than we ever imagined. As part of this, the need for mentoring of all of OUR faculty and future program directors became clear. We will begin to examine opportunities to work with these individuals to best prepare them for their role in an increasingly complex educational environment. We have also been in contact with several schools that have expressed interest in initiating new Prosthodontic Programs.

Our program directors met on May 11-12, thanks to the generous support of the ACPEF. We had more program directors present than ever before... providing an opportunity to meet in a focused environment and to spend time with them, to get their feedback, to work with them. It also provided an opportunity to review OUR accreditation standards to make certain they reflect the current and future environment of Prosthodontic practice - oral cancer, implant therapy, the science and technology, etc. The goal was to help create a more forward looking set of standards that would help define the specialty, and position the specialty to assume a leadership role in education, practice and within the professional community. We succeeded and a framework for our future has been established.

I am most honored that you have trusted me with representing all of you, and regret that there are only 24 hours in the day, 7 days in the week, and 365 days in the year. I am so excited about our present and our future.

Thank you for this most incredible opportunity!

Prosthodontics in the news



More than 20 million viewers learned about the prosthodontic specialty in the season finale of Grey's Anatomy on ABC in May. Season 3, Episode 25: *Didn't We Almost Have it All* featured the discharge of a recurring character Rebecca from Seattle Grace Hospital.

Rebecca, who was recovering from a severe accident that happened when she was aboard a ferry crossing the harbor, tells one of her doctors, Alex, that she and her baby have been discharged.

"My body's been signed off on by plastics, cardio, orthopedics, neuro and OB. Oh, and also my teeth got the blessing from, wait I can say this, prosthodontics."

"Yeah, but there's still your memory," Alex says.

"You know how I know my memory's fine? Because I can say prosthodontics."

For those of you may have missed it, watch the episode for no charge, online at www.abc.com.

ACP Members Only section: How to Login

All ACP members must create a new username and password to access the Members Login area for the first time on the new Web site. Click on the blue Members Login button from any page of www.prosthodontics.org.

Then, click:

- 1 **Find Me** — to locate your record in the ACP membership database
- 2 Populate the required fields — e-mail address, first name, last name and zip code
- 3 Click on your e-mail address in results
- 4 Create a username of your choice — an e-mail will be sent to the address you selected with your username and a temporary password
- 5 Access your e-mail and look for a message from acp@prosthodontics.org
- 6 Click on the blue **Members Login** button from any page of the site and enter your username and temporary password — once successfully logged in, you may change your username or password from the Login/Password page



DTRD dual flow cell model for studying growth inhibition of oral biofilms

COL Geoffrey A. Thompson (far left) graduated from Emory University School of Dentistry in 1983. Following graduation, he completed a one-year general practice residency at Ft. Benning, GA. He received a certificate in prosthodontics from the Walter Reed Army Medical Center in Washington, D.C. in 1993 and became board certified in 1995. He has a master's degree in dental materials from the University of Alabama at Birmingham and is currently the Commander, at the U.S. Army Dental Research Detachment in Great Lakes, IL. His interests are in mechanical property determination of metals, polymers and ceramics and he is currently working on ballistic protective devices for Soldier protection.

to solve this ongoing problem. The team created an antibacterial chewing gum specially formulated with synthetic decapeptide antimicrobials that maintains the proper balance of mixed-species microbial communities in the oral cavity to prevent dental caries and gingivitis. Chewing gum is small and very lightweight, which makes it easy to carry – a necessity in combat.

The gum is in the process of FDA approval for over-the-counter use, which would allow it to be distributed in the MREs and eliminate the difficulty of having each soldier require a prescription for the gum.

The mission of the U.S. Army Dental and Trauma Research Detachment is to provide world class, unique and militarily relevant research for the prevention, treatment and rehabilitation of craniofacial trauma and infectious dental diseases. It formulates products that maximize the dental combat readiness and preparedness of the Future Force Warrior, minimizes casualties due to dental infectious diseases, protects the head and neck from trauma, preserves tissue in the event of trauma, facilitates hard and soft tissue wound healing and minimizes the logistic footprint of dental support in the deployed environment.

While militarily relevant research is their focus, their discoveries – like the antibacterial chewing gum – have the potential to have a significant, positive impact on the oral health of the general public.

Like dental emergencies, there are other, less obvious dangers of being in combat. Dehydration is a significant threat to our troops serving in desert climates, where temperatures typically hit 120 to 130 degrees. This American Forces Press services news article describes conditions in Baghdad:

“Hot” is when bottled water becomes almost undrinkable within 30 or 40 minutes. When Bradley fighting vehicles and Abrams tanks leave imprints in the asphalt and boots start sticking to the roadways. When Humvees coming back from patrols through the city return to their forward operating base speckled with sticky tar from the streets, softened by the sun. When water poured on the sidewalk evaporates within seconds. And hot is when, even in the middle of the night, the temperature rarely dips below 85 or 90 degrees.

To avoid heat casualties, soldiers must replace what they lose, which requires accurate estimates of potable water requirements and an adequate water transport and distribution system that keeps the right amount of drinkable water available. Because dehydration impairs cognitive and physical performance and without intervention can lead to death, soldiers' hydration levels are routinely measured through observing urine color, body weight change and orthostatic blood pressure change. These metrics, however, signal dehydration only after a person is dehydrated. While they help halt the progression of dehydration, they do not protect a person from becoming dehydrated. Col. Thompson and his team led by Dr. Sohita Patel are developing the concept of a tiny sensor that, when worn on a molar, measures real-time hydration levels in saliva on a continuous basis. Unlike the other tests for dehydration, saliva reveals the exact levels of hydration in the individual, allowing soldiers to consume exactly what they need when they need it.

The U.S. Army Dental and Trauma Research Detachment address the more obvious dangers of the battlefield as well. A key priority for Dr. Thompson is the creation of ballistic protective devices for Soldier protection. Soldiers wearing 40 to 50 pounds of protective gear, including flak vests and ACH helmets are still vulnerable to combat-related injuries. According to the U.S. Army Medical Research and Materiel Command, “While advances in body armor have greatly improved torso (vital organ) protection, thereby increasing survivability, those who survive often have more serious injuries than in past military conflicts. Conventional weapons and the destructive force of improvised explosive devices ravage face, neck, head and limbs, causing massive trauma and tissue loss.”

In fact, head and neck injuries exceed torso injuries by nearly 4 to 1. Col. Thompson is using his expertise in materials science (including mechanical property determination of metals, polymers and ceramics) to create facial protective devices that are strong enough to stop bullets and fragments.

Prosthodontic research is continually advancing the way prosthodontists diagnose and treat patients.

CPE Spotlight

Boston Update Course garners rave reviews



More than 130 participants enjoyed three days of learning, fellowship and networking in Boston for the Center for Prosthodontic Education's Prosthodontics Update 2007: State-of-the-Art. The comprehensive course held in April was designed to provide the latest information on esthetic, implant and restorative procedures related to a contemporary prosthodontic practice. More than 20 prosthodontic specialty leaders presented the latest trends, best practice techniques and practical knowledge to immediately put into action. Course sponsors 3M ESPE, AstraTech Dental, Crest Oral B and Biomet 3i were also on hand to share new product information.

“This is an exceptional course, presented by the foremost leaders in the field,” said Dr. Kenneth Malament, course director and moderator. “The sheer volume of real-life, practical experience is unmatched.”

Those in attendance concurred. Course attendee evaluations boasted: “This is an excellent opportunity to learn. Your expertise is unique and the field of restorative prosthodontics is so challenging... very well done. Everyone gave great presentations. Very informative. This was worth the trip here. Nice job. I will be back again!”

Praised as the most comprehensive review course in prosthodontics, the ACP Center for Prosthodontic Education is planning for this course will become a biennial staple. Dr. Malament will develop a series of topical “Update Courses” that will be offered biennial on the alternate year. The first of these courses is in development for 2008, and is planned to cover ceramics – stay tuned!

Save the Date – Aug. 15-16, 2008 in Seattle – Esthetic Continuum

Plan to learn the latest in esthetic dentistry at the ACP's Esthetic Continuum, Aug. 15- 16, 2008 in Seattle. Co-sponsored by the University of Washington School of Dentistry, this exciting two-day comprehensive program will provide clinicians and laboratory technicians with a unique update in esthetic dentistry. The program offers presentations by experts on subjects such as predictable anterior implant esthetics, an update on bonded all-ceramic restorations (inlays, onlays, crowns and bridges), current concepts in ceramics science and fracture, an update on porcelain laminate veneers, the role of orthodontics in successful restorations in the esthetic zone, the role of periodontal surgery in facilitating esthetic results, the role of gingiva-colored ceramics in esthetic dentistry, and an update on zirconia-based restorations. Please mark your calendars to take advantage of this unique program and the opportunity to experience summer in the Pacific Northwest. Registration and complete course material will be available soon. Go to www.prosthodontics.org to learn more about the Center for Prosthodontic Education and upcoming course offerings.

Quality Solutions for Serious Clinicians



BIOHORIZONS[®]
single-stage & internal



Two Implants / One Surgical Kit / No Compromises

- One surgical kit for both implants allows design selection for specific case needs
- Time-proven modified square-thread for outstanding initial implant stability
- Simple Solutions™ SnapCap system for restorative speed and simplicity
- Prosthetic options to meet the most sophisticated restorative needs

To learn more call or visit us on-line
888-246-8338


Science

Simplicity

Value

ML0221 Rev A

BIOHORIZONS[®]
www.biohorizons.com



2007 ANNUAL SESSION

American College of Prosthodontists

PHOENIX • SCOTTSDALE

Schedule of Events

Tuesday, October 30

- 7:00 a.m.–5:00 p.m. ACP Board of Directors Meeting
- 2:00–5:00 p.m. AAMP Magnetic Retention Workshop
- 3:30–7:00 p.m. Tour & Reception/
A.T. Still University,
Arizona School of
Dentistry & Oral Health
- 4:00–7:00 p.m. Registration Open

Wednesday, October 31

- 6:30 a.m.–6:00 p.m. Registration Open
- 7:00 a.m.–4:00 p.m. Board Preparation Course
- 7:00–7:30 a.m. House of Delegates Breakfast
- 7:30–9:30 a.m. House of Delegates Opening Session and Sections Meeting
- 9:00 a.m.–5:00 p.m. Mentor/Educator Workshop
- 9:30–11:00 a.m. Prosthodontic Diagnostic Index (PDI) Calibration Seminar
- 10:00 a.m.–12:00 p.m. House of Delegates Reference Committee Meetings
- 12:00–3:00 p.m. Prosthodontic Forum
- 1:00–3:00 p.m. House of Delegates Closing Session
- 1:00–5:00 p.m. Implant Surgical Training Workshops *Nobel Biocare, AstraTech, BioHorizons, Biomet 3i and Straumann*
- 2:00–5:00 p.m. Writers' Workshop
- 5:30–7:30 p.m. Welcome Reception

Thursday, November 1

- 6:30 a.m.–4:30 p.m. Council for the American Board of Prosthodontics
- 7:00 a.m.–5:00 p.m. Registration Open
- 7:30 a.m.–8:30 a.m. Continental Breakfast with Exhibitors
- 7:30 a.m.–5:30 p.m. Exhibits Open
- 8:15 a.m.–4:20 p.m. General Session
- 10:15 a.m.–10:45 a.m. Coffee Break with Exhibitors
- 11:30 a.m.–2:00 p.m. ACP Education Foundation Board Meeting
- 12:15 p.m.–2:30 p.m. Table Clinics
- 4:30 p.m.–5:30 p.m. Exhibitor/Attendee Reception

Friday, November 2

- 7:00 a.m.–4:00 p.m. Registration Open
- 7:30–8:30 a.m. Continental Breakfast with Exhibitors
- 7:30–10:00 a.m. Public and Professional Relations Committee Meeting
- 7:30 a.m.–4:30 p.m. Exhibits Open
- 8:15 a.m.–4:20 p.m. General Session
- 9:00 a.m.–2:00 p.m. Council for the American Board of Prosthodontics
- 10:30–11:00 a.m. Coffee Break with Exhibitors
- 12:15–2:00 p.m. Annual Luncheon
- 12:15–2:00 p.m. Lunch with Exhibitors
- 2:30–4:30 p.m. *Journal of Prosthodontics* Editorial Board
- 4:30–5:30 p.m. Student/New Prosthodontist Reception
- 7:00–10:00 p.m. President's Dinner

Saturday, November 3

- 7:00 a.m.–1:00 p.m. Registration Open
- 7:00–8:00 a.m. Air Force Breakfast
- Army Breakfast
- Navy Breakfast
- VA Breakfast
- Alliance Technician Breakfast
- 8:00 a.m.–12:00 p.m. Council for the American Board of Prosthodontics
- 8:00–9:00 a.m. Technology Forum
- Continental Breakfast
- 9:00 a.m.–12:00 p.m. Technology Forum: *Nobel Biocare, 3M ESPE, Ivoclar Vivadent, Neoss and NewTom Dental*
- 1:00–3:00 p.m. ACP Board of Directors Meeting
- 1:00–3:00 p.m. Today's Advanced Prosthodontic Practice
- 1:00–3:00 p.m. New Horizons in Dental Technology
- 1:00–4:00 p.m. AAMP Maxillofacial Prosthetic Seminar

Sunday, November 4– Wednesday, November 7

- 7:00 a.m.–6:00 p.m. ABP Board Exams



ACP Delegates and Alternates: Plan to Attend 2007 House of Delegates on Wednesday, October 31

Schedule At-A-Glance

7 – 7:30 a.m.

House of Delegates Breakfast

7:30 – 9:30 a.m.

House of Delegates Opening Session and Sections Meeting

9:30 – 10:00 a.m.

Break

10 a.m. – Noon

House of Delegates Reference Committee Meetings

Reference Committee A –
Membership, Sections and Bylaws

Reference Committee B –
Education, Clinical Practice and Research

Reference Committee C –
Finance and Administration

1 – 3 p.m.

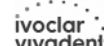
House of Delegates Closing Session

5 – 7:30 p.m.

Welcome Reception

Kick off your 2007 Annual Session experience with this annual welcoming event. Catch up with old friends and make new ones as you join your colleagues in a relaxed and informal setting.

The ACP and ACP Education Foundation greatly appreciate the generous support of the following sponsors of the 2007 ACP Annual Session:




Students prep for annual Table Clinic competition

Don't miss the latest assembly of research results, clinical outcomes, laboratory techniques and other topics of interest in prosthodontics. The Table Clinic competition is open to current dental students and prosthodontic graduate students or clinicians who have completed their graduate training during the past year. There are nearly 50 entrants this year, who are eager to share their knowledge with members and guests during Annual Session.

Chair, Ivy Schwartz, D.D.S., M.S. and prosthodontists from all backgrounds such as academia, private practice and the federal services will be on hand to judge the competition. This year's judges are: W. Patrick Naylor, D.D.S., M.P.H., M.S., Associate Dean for Advanced Education, Loma Linda University; Marianella Sierraalta, D.D.S., M.S., Clinical Associate Professor, University of Michigan, School of Dentistry; Daniel A. Givan, D.M.D., Ph.D., Assistant Professor, University of Alabama at Birmingham School of Dentistry; Cynthia S. Petrie, D.D.S., M.S., Associate Professor, University of Missouri-Kansas City, School of Dentistry; Ioana Bettios, D.D.S., M.S., National Naval Dental Center, Washington, D.C.; David Shonberg, D.D.S., M.S., Private Practice, Chicago; Paul J. Michaelson, D.D.S., M.S., Private Practice, Watertown, N.Y.; David A. Foreman D.M.D., Private Practice, Schenectady, N.Y.; Tony Daher, D.D.S., M.S., Private Practice, La Verne, Calif.; and Michael H. Tai, D.D.S., M.S., Navy, San Diego, Calif.

Save The Date: Thursday, November 1, 2007 from 12:30 – 2 p.m.

The Table Clinics are made possible thanks to the generous support of Brasseler U.S.A.



Taste of Scottsdale, unique President's Dinner venue



Plan to celebrate the years' successes at the President's Dinner from 7 to 10 p.m. on Friday, Nov. 2. Hosted by ACP President Dr. Stephen Campbell, join your colleagues at the Heard Museum and enjoy an unparalleled opportunity to become immersed in the ambiance of the Southwest.

The mission of the Heard Museum of Native Cultures and Art is to educate the public about the heritage and living cultures and arts of Native peoples, with an emphasis on the peoples of the Southwest. The June 2007 relocation of Heard Museum North to the Summit in Scottsdale marks the beginning of a whole new era for the Heard, setting a new standard of excellence for the 21st century. Expect a delightful evening of music, camaraderie and relaxation in a beautiful setting.

Dr. Campbell will present the 2007 President's Award. The following companies have made a gift to the ACP Education Foundation and will host tables at the President's Dinner: Nobel Biocare, 3M ESPE, AstraTech, BioHorizons, Ivoclar, P&G Professional Oral Health and Straumann.

Ticket price includes roundtrip transportation to/from the Westin Kierland, hors d'oeuvres, dinner and drinks. Shuttles will depart the hotel promptly at 6:30 p.m. and return at approximately 10:15 p.m. Tickets are \$195 and are limited.



Heard Museum

HOD Landmark Meeting *continued from page 1*

Reference Committee Assignments

Reference Committees meet from 10 a.m. to Noon and will review the following resolutions:

- Reference Committee A – Governance Task Force Committee (GTFC) – consideration and approval of the proposed governance bylaws revisions
- Reference Committee B – Clinical Practice and the Specialty – consideration and approval of new Prosthodontic Forum organizations
- Reference Committee C – Budget and Finance – consideration and approval of the 2008-2010 budget and proposed 5 percent dues increase
- Reference Committee D – Membership – consideration and approval of proposed membership bylaws revisions

How to access ACP HOD information online:

1. Go to www.prosthodontics.org and click on the blue Members Login button from any page.
2. Enter your Username and Password or click the Find Me button and follow the prompts. *(Please note: Pop-up Blockers must be disabled to access the ACP Members Only section. For assistance please e-mail jjackson@prosthodontics.org.)* Click the Login button. You are successfully logged in if you see a welcome message with Hello and your name at the top of the Member's Only homepage.
3. Click on the House of Delegates link from the left-hand navigation. You will find all of the 2007 HOD meeting documents. Click on each PDF document to view in your Web browser, print or save to your PC.

HEARD HERE

ACP in the news

The College was praised in a recent issue of the International Journal of Prosthodontics, Volume 20, Number 4, 2007. Here's an excerpt...

The American College of Prosthodontists is one of the strongest advocates for scholarship in the discipline. Its Continuing Prosthodontic Education program continues to target residents and early career specialists by preparing them for their specialty board examinations with annual update courses. I had the pleasure of participating once again in this year's Boston course – an outstanding review of all that is currently basic and salient in the field. The meeting was presided over by Kenneth Malament, a very committed and gifted colleague, and I was reminded that implementing good ideas requires both leadership and resources; and that the required synergistic efforts would only yield desired results if the strategy included both professional direction as well as financial support from enlightened industry.

—George A. Zarb, Editor-in-Chief International Journal of Prosthodontics

Foundation board shows prosth residents outstanding support

A big thank you is extended to the ACP Education Foundation Board of Directors for supporting several special initiatives for prosthodontic residents in 2007. The ACPEF paid for all student memberships in 2007, as well as paid for student Annual Session general registration fees and capped off outreach with a travel stipend to be awarded to all students who registered for the meeting on or before Aug. 15.

The ACPEF BOD will meet to determine the funds available for student Annual Session registrant travel stipends. An announcement about the awards will be e-mailed to all student recipients. All students who are notified that they are eligible to receive a travel stipend must participate in the Student Reception on Friday, Nov. 2 from 4:30 to 5:30 p.m. and the Technology Forum on Saturday, Nov. 3 from 9 a.m. to Noon. Travel stipend checks will be distributed following the Technology Forum on Saturday.

The ACPEF BOD looks forward to seeing all students in Scottsdale. Visit www.acpef.org for more information.

Program directors meet in Chicago

The ACP Education Foundation funded a meeting of nearly all of the Prosthodontic Program Directors in Chicago in May. The purpose was to look at the current educational standards for prosthodontic training and to determine what changes might be necessary to prepare prosthodontic residents to be able to meet patient needs – now as well as five and 10 years from now. Some of the significant prosthodontic program changes will include oral cancer screening in the curricula; embracing emerging technologies and advancing evidence-based dentistry.

New initiative to recruit new dental faculty

The American Dental Education Association has collaborated with the Academy for Academic Leadership to develop current and future faculty for academic dental institutions. With more than 400 vacant budget positions in U.S. dental schools in 2005-06 and the impending retirement of large numbers of dental and allied dental faculty members, there are pressing needs to attract practitioners to dental education and to encourage new faculty to stay.

“Recruiting and developing dental faculty members are critical in preparing practitioners and conducting research—both necessities in preserving the oral health of the public,” said Dr. James Q. Swift, ADEA President.

The ADEA/AAL Institute for Teaching and Learning provides practicing dentists and new dental educators with intensive training in teaching methods and course planning, as well as guidance in how to succeed in the academic environment. The ITL is conducted in two phases that total seven days of residential, fellowship-type learning experiences along with bridging activities conducted by participants at their home institutions.

Two ITL programs were held earlier this year in conjunction with the University of Missouri-Kansas City School of Dentistry and the other with the University of North Carolina at Chapel Hill School of Dentistry. For details on the curriculum, instructors and application process for future programs visit www.academicleaders.org.

Wanted: Prosthodontic residents... tuition free

BY COL. THOMAS R. SCHNEID, D.M.D., M.S.D.
PROSTHODONTIC PROGRAM DIRECTOR
UNITED STATES AIR FORCE

WANTED: PROSTHODONTICS RESIDENTS ... TUITION FREE!

Who: Graduates of a U.S. Dental School, must be American citizens
What: 36-month ADA CODA accredited Prosthodontics Residency
Where: San Antonio TX, Augusta GA, or Bethesda MD
When: Programs start annually in June

Benefits: Stipend of approximately \$55,000 per year (some money is tax free); tuition free; free medical care for resident and family; Family Dental Insurance Plan; 30 days paid vacation earned per year; all expenses required of the resident paid by sponsoring institution and much more

Qualifications: GPA of 3.0 in undergraduate dental school curriculum; dental school class rank in top 50 percent; GRE score of 1,000 (Math and Verbal score total only, required of San Antonio program); must submit National Board Scores, applications and recommendation letters. Requirements may vary among programs. Must have an extraordinary work ethic and intense desire to become a world class expert in implant, esthetic and reconstructive dentistry.

What you have just read is a brief description of a United States Armed Forces graduate prosthodontic program. Although some may be unaware, the U.S. Air Force, Army and Navy Dental Corps have a long tradition of sponsoring world class ADA Commission on Dental Accreditation-accredited residency programs. In fact, many former federal service prosthodontists have been instrumental in the founding and continued governance of the specialty through involvement in the ACP and the American Board of Prosthodontics, as well as other notable prosthodontic organizations.


Allow me to elaborate on the quality and benefits of the federal service prosthodontics residency experience. As mentioned, all are ADA CODA-accredited, the same as civilian university residencies. Regardless of the branch of service considered, ADA CODA evaluators uniformly give glowing accolades in the areas of staffing, curriculum, clinical experience, research, facilities, etc. following periodic re-accreditation visits.

But things like that don't usually mean much to a young resident. What is important is that during your training, you will have no program required expenses and you will be paid approximately 5-times the average prosthodontic resident stipend, according to the 2004-05 Survey of Advanced Dental Education, published by the ADA.

I know, I know, but what about the residency program? Federal service dentistry is just about extractions, fillings and dentures right? Wrong! In fact, nothing could be further from the truth. Federal service dentistry is modern and steeped in current technology. Our residents are superbly trained in esthetics and implant dentistry. All-ceramic systems of all varieties are available for use. You want CAD-CAM experience? You'll get it. In fact, most of our clinics throughout the military have scanning capability and some of the larger facilities have the CAM function in-house. Implant dentistry is also a critical portion of our residency curricula.

So what's the catch? Really, there is none. Following graduation from any residency, most residents end up working for someone. In the case of most civilian program graduates, that someone is their banker ... to pay off what frequently becomes debt in the six-figure denomination. In the case of the military program graduates, that someone is the branch of service where they trained. The obligated service for a 3-year prosthodontics residency is a 3-year active duty commitment.

If you have that burning desire to learn more, to be an expert in implant, esthetic and reconstructive dentistry, to be the best ... to be a prosthodontist, consider a federal service residency. For additional information on federal service prosthodontic residencies, please contact any or all of the program directors listed on www.prosthodontics.org in the Graduate Program area of the Dental Educators & Students section.



E-mail Table of Contents Alerts available for the *Journal of Prosthodontics*

Please follow these instructions to register for E-mail Table of Contents Alerts to the *Journal of Prosthodontics* via the online journals delivery service from Blackwell Publishing, called *Blackwell Synergy*. Once registered you will receive an e-mail with the table of contents for every new issue that is published.

Please note that you should continue to access the online articles of the Journal through the “members only” section of the ACP Web site.

Step 1: If you have already registered on *Blackwell Synergy*

- Go to www.blackwell-synergy.com
- Enter your Username and Password at the top of the page.
- Click ‘Login’.
- Your name will now appear at the top of the homepage and you can go straight to Step 3.

Step 2: If you are new to *Blackwell Synergy*, please register

- Go to www.blackwell-synergy.com
- Click on ‘Register’ at the top of the page.
- Complete the registration page (remembering your choice of Username and Password for later).
- Your name will now appear at the top of the homepage and you can go straight to Step 3.

Step 3: How to sign up for E-mail Table of Contents Alerts

- Click on the ‘My Synergy’ button at the top of the page.
- Click on the ‘E-mail Alerts’ tab.
- Click on the ‘E-mail Table of Contents Alerts’ tab.
- Click on the ‘Health Sciences’ tab.
- Click on the ‘Dentistry’ tab.
- Select the *Journal of Prosthodontics*.
- Click Submit at the bottom of the list.

You may select **My Alerts Only** to review the journals you have registered for.

ANY QUESTIONS? Please contact Customer Service at (800) 835-6770 or via e-mail at customerservices@blackwellpublishing.com.

Technology: a certain prosthodontic future

The American inventor Kettering said of the future, “My interest is in the future because I am going to spend the rest of my life there.” The American College of Prosthodontists’ strategic plan and our vision for an enriched profession is clearly of the future. While there is much to be said for focusing on the task at hand, I can’t help but dream of what tomorrow will bring to prosthodontics. Prosthodontists who want to improve their diagnostic and therapeutic capabilities can adopt technology that exists today.

New technologies that are changing dentistry include: information management; imaging technologies; biologic technology and informatics; and manufacturing technologies. We are all familiar with the first one. We see the elaboration of electronic patient records and observe the growing importance of tele-medicine to improve patient care. Our dental information platforms that incorporate digital photographs, digital radiographs and digital clinical records allow improvement in the way we manage patient care at many levels. The central role of the prosthodontist as a leading diagnostician can be fully realized by use of information technology that enhances our communication of valuable diagnoses and treatment plans to our dental colleagues and patients.

New imaging technologies are currently exemplified by Cone Beam computed tomography. We also see optical impression technologies that represent a first wave of what may be a truly disruptive technology for dentistry. Together with manufacturing techniques used in rapid prototyping, imaging data makes it possible to create clinical instruments, surgical guides and prostheses to solve a wide range of clinical problems. It is critical that we embrace important advances in imaging technology so that we can “see” better than ever before.

The post-genomic biologic landscape is enormous – and it’s intimidating. Yet, it’s enticing to think that many answers to problems we face in both diagnosis and treatment that were missing just a decade ago are available today. Diagnostics, prognostics and preventive strategies will be tailored to the individual based on molecular consideration of the individual. We prosthodontists must begin to speak about diseases we treat in terms that are consistent with our professional peers in medicine and dentistry. When technology addresses fundamental biologic rules affecting health and disease, the value of this contemporary cellular and molecular language is lasting. If it is argued that prosthodontists are defined by the diagnoses they make, then emerging technologies will enhance the specialty. Alternatively, if one chooses to define a prosthodontist by the prostheses they

provide, then emerging digital technologies are all the more important. The management of precision engineering is the essence of all we do in the realm of clinical therapy. Digital dentistry offers precision otherwise not controlled or captured.

If we choose to be the early adopters and become the key opinion leaders of all that is digital dentistry, we may apply clinical standards of excellence to emerging technologies. Accepting such responsibility will enable prosthodontics to deliver digital dental solutions that meet the broad social, dental and medical needs of our population of patients.

The American College of Prosthodontists’ strategic plan and our vision for an enriched profession is clearly of the future.

New technology will be part of our future and prosthodontics can benefit enormously from new technologies affecting dentistry. Our choice to embrace emerging technologies must include comprehensive and careful evaluation of these technologies that can occur only by accepting the responsibility to test and use them. Prosthodontists can set new administrative standards by accepting new informational technologies and lead by clarifying professional communication with them. We can learn to use emerging biological concepts and adapt with our biomedical colleagues. We should be the early adopters and should become the new key opinion leaders for the clinical techniques and procedures. Prosthodontic leadership in emerging digital dental technology is a wonderful future indeed.



BY LYNDON F. COOPER,
D.D.S., PH.D.
EDUCATION AND RESEARCH
DIVISION DIRECTOR
SCIENCE AND TECHNOLOGY
TASK FORCE CHAIR





NANCY "DEAL" CHANDLER,
MA, RHIA, CAE

Building a Bridge to the Future

It's hard to believe that the Annual Session in Scottsdale is coming up just around the corner! As you know this is a very important meeting for the College because on October 31, the House of Delegates will be meeting to consider and vote on the proposed changes in the ACP's governance structure.

Later this summer, ACP members will receive the proposed changes to the ACP Bylaws for evaluation and comment. It is imperative that you review the proposed Bylaws revisions and other related reports on the ACP Web site, www.prosthodontics.org, for additional background information.

An essential component of the proposed Bylaws changes is an expanded ACP Board of Directors. The current proposal is to create seven (7) new positions on the ACP's Board of Directors. If the House votes to approve the new structure, we will be looking to identify prospective candidates who are qualified to fill these new Board positions.

So what are the responsibilities and qualifications of an ACP Board member? Your current Board Officers and Board Members put in many hours accomplishing the work of the College. To give you a sense of what a Board member does, here are some highlights of general responsibilities and specific duties from the ACP Board Member Job Description.

- Always put the best interests of the ACP first when voting, participating in dialogue, and decision-making on behalf of the ACP.
- Commit to support the goals of the organization, and a knowledge-based approach to corporate governance.
- Satisfy all legal requirements and responsibilities as provided for a Board of Directors of a non-profit corporation under Illinois State and federal law.
- Assist the Board in carrying out its fiduciary responsibilities, such as reviewing the organization's financial statements and information about the activities of the ACP.
- Assist the Board in establishing and approving major organization policies in accordance with ACP Articles of Incorporation and Bylaws.
- Assist the Board in annually assessing the environment and, reviewing and approving the ACP's strategic plan and budget.
- Be informed about the ACP's mission, strategic plan, services, policies, and programs.
- Attend ACP Annual Session, all Board and committee meetings and conference calls and functions such as special events. (Minimum annual attendance requirement is 90 percent of all regularly scheduled meetings.)
- Get to know Board and committee members and build collegial working relationships that facilitate consensus; help the Board reach group decisions constructively.
- Perform personal assignments effectively and on time.
- Help interpret the ACP's purpose and programs to members and other stakeholders in the specialty of prosthodontics.
- Be a goodwill ambassador for the ACP; actively recruit ACP members.
- Make personal financial contributions to the ACPEF.

Do you know someone who has these qualifications and may wish to serve on the ACP's Board of Directors? If yes, please let your Section President know. If you are not sure who your Section President is, you can look them up on the ACP's Web site.

Here's how:

1. Login to the Members Only area
2. Click on the Sections link (below Governance & Committees on left-hand navigation), and you will see the Sections Contact Information by State including officers' names, positions, contact information and direct links to e-mail addresses where available.

Note: It would be bold for any of us to predict with any certainty what actions the House of Delegates will approve this fall. But even without a crystal ball, we believe that our membership views the proposed new governance structure as a bridge to the future success of the College.

Member to Member: Tips for private practice marketing success

"My marketing strategy has always been education."

Dr. Jose Davila, Fellow of the American College of Prosthodontists, maintains his prosthodontic practice in the tri-county area – Marion, Lake, and Sumter – of central Florida, promoting his art and vocation with the help of the ACP marketing materials. He said how "every time the articles came out, people have contacted us increasingly." Dr. Davila refers to the ACP's Ad Series, featuring PDF pages personalized to the specific practice and readily available for dissemination.

The College's central office releases these cleverly-titled advertisements ("All I Want for Christmas..."; "Social' Security") to members via e-mail, after which the member may utilize them in any fashion they wish. Davila continues, "We have used ACP press releases, put them on personal letterhead, and sent them to local newspapers." The community publications had previously published a small feature article on a specific prosthodontic procedure, accompanied by a promotional spot produced by the local television station. As much as communicating the importance and awareness of prosthodontics to the greater public, Davila has demonstrated to his colleagues in the profession how to successfully market a practice.

Even in the digitalized information age with the world a mouse-click away, Davila celebrates the importance of local community. By distributing feedback cards to patients, Dr. Davila can keep track of how the satisfied clients originally found and approached his practice. Among the most effective ways to attract patients: placing ads in area magazines and the local telephone directories, as well as through a practice Web site. He says prosthodontists can attract and build relationships with a sizeable client base by interacting with other dental specialists. Through his Web site, www.davilaprosthodontics.com, patients have a readily available way to learn more about not just Dr. Davila, but about prosthodontics as a whole.

To order the ACP Ad Series and other ACP practice marketing material, visit www.prosthodontics.org and click on the ACP Products & Publications link.

— Daniel O'Donnell, part-time ACP membership and communications coordinator

ACP staff welcomes new executive assistant



Nathalie Williams joined the ACP staff in April as executive assistant after being a temporary employee for one month. She has six years of non-profit experience coordinating projects and programs, and recently relocated to

Chicago from Sarasota, Fla. where she developed educational experiences for adults and children at the Florida State University/John and Mable Ringling Museum of Art.

Along with developing family programs, festivals, children's publications, volunteering for the museum with Junior Achievement and Big Brothers Big Sisters in the schools, she implemented a monthly museum outreach program for at-risk children. Nathalie received her Bachelor's degree in management psychology from Averett University in Danville, Va. She is also a graduate of the first leadership development program piloted by the United Way of Sarasota to encourage inclusiveness on local boards and committees. She is thrilled to be in Chicago and is happy to have found the ACP. Fun fact – Nathalie is the only current staff member to have read every issue of the *Messenger*.

Welcome New Members

(Approved by the Board of Directors during the June meeting and April and July conference calls)

Student Members

Dr. Savithri Abey
Dr. Bader Ahmad
Dr. Waleed Alfulajj
Dr. Hiba Abu Alnasar
Dr. Waleed Altherban
Dr. Anas Aloum
Dr. Waleed Alyaseen
Dr. Inna Amirian
Dr. Wendy AuClair
Dr. Pamela A. Barias
Dr. Gabriela Bozzuti
Dr. Yu-Ching Chang
Dr. Maria Chartzanakis
Dr. Mark Danbe
Dr. Walter Dimalanta
Dr. Mark R. Durham
Dr. Eiad Elathamna
Dr. Mofteh El-Ghadi
Dr. Mohamed El Sayed
Dr. Jnus Emrani
Dr. Sally Farah
Dr. Christine K. Fernandez
Dr. Alexander C. Gavrila
Dr. Jason C. Guerrero
Dr. Edna Viviana Guzman
Dr. Cody Haas
Dr. Matthew Hallas
Dr. Jang Hyun
Dr. Hani Jamah
Dr. Adel Jragh
Dr. Jae Jung
Dr. Barbara Jurim
Dr. Carmen Jusino
Dr. Melanie Kapetanacos
Dr. Islam A. Khasawneh
Dr. Beheshteh Khodakhast
Dr. Woo Hyun Kim
Dr. Dean Kois
Dr. Susana Kulangara
Dr. Naota Kumagai
Dr. Hyejin Kwak
Dr. Michele Landolt
Dr. Hamilton Le
Dr. Justin K. Liddle
Dr. Wei-Shao Lin
Dr. Nicole L. Mackie
Dr. Chhy Mao
Dr. Alvin Matteson
Dr. Roger L. Miller
Dr. Maged P.H. Mishriky
Dr. Hassan Mousawi
Dr. Carl A. Mutte-Leonard
Dr. Darshanjit Pannu
Dr. Bhavin Patel
Dr. Vasiliki Raftopoulou
Dr. Robert Raimondi

Dr. Tatiana Ramirez
Dr. Valentina Redden
Dr. Edwin Rodriguez Rios
Dr. Jason Roe
Dr. Augusto Saldarriaga
Dr. Lucero Sanabria
Dr. Robert Schroetlin
Dr. Ali Shayan
Dr. Sameet Sheth
Dr. Young Shon
Dr. John Snowden
Dr. Athanasios Stratos
Dr. Takayeshi Suda
Dr. Kian Meng Tan
Dr. Andrew Tong
Dr. John D. Tran
Dr. Mark C. Vallee
Dr. Johnny R. Vidic
Dr. Benjamin Wadsworth
Dr. Elsa Wong
Dr. Tae-Ho Yoon

Members

Dr. John Chang
Dr. Noah Dehlinger
Dr. Shankar Iyer
Dr. Soon No Kim
Dr. Joseph Macy
Dr. Aristides Tsikendakis
Dr. Boyoung Won

International Members

Dr. Seong-Joo Heo
Dr. Aaron Yu-Jen Wu

Dental Technician Alliance

Mr. Francis L. LaClair Jr.

Academic Alliance

Dr. Anton Gotlieb
Dr. Andrea Maalouf
Dr. Ronni Schnell

Membership Status Changes

Members to Students

Dr. Nimet Adatia
Dr. Juan Alberto
Dr. Daniel Blue
Dr. Theodoros Kapos

Members to Fellows

Dr. Shamma Al-Ali
Dr. Todd B. Barsky
Dr. Julie Crawford Berger
Dr. Daniel A. Givan
Dr. Pamela MacPherson
Dr. Ben B. Ross
Dr. Richard A. Williamson
Dr. William Wilson Jr.

Fellows to Retired Life Fellows

Dr. Donald Bezdek
Dr. Larry Campbell
Dr. Albert Gosen
Dr. Roy Hurst
Dr. Frederick McIntyre
Dr. M. Regan Salamander

Members to Retired Life

Dr. Carl Andres

Members to Active Life

Dr. Vernon Kwok

Reinstated Members

Dr. Neal Andren
Dr. Jack Degrado
Dr. Sajid Jivraj
Dr. Bolivar Luperon-Nova
Dr. John Pappas
Dr. Maria Pappas
Dr. David Schleider
Dr. Azita Vakili

Reinstated Fellows

Dr. Heather Conrad

Reinstated International Members

Dr. Shamma Al-Ali
Dr. Antonio Bello
Dr. Jeffrey Reynolds

Reinstated Student Members

Dr. Tate Truc Vo

EDUCATION



FOUNDATION

Foundation News

The ACP Education Foundation is escorting prosthodontics into a more remarkable future faster than could ever be possible without the generous supporters who sustain its efforts. The ACP Education Foundation 2007 Annual Appeal is up more than 100 percent compared with spring 2006 and has collected \$61,804 as of mid-May. Many thanks to those who have already contributed to the 2007 Annual Fund. Every dollar allows the ACPEF to expand the programs that advance your specialty.

The ACPEF retained Capstone Services Group to conduct a study of the perceptions of the ACPEF in the prosthodontic community – both among prosthodontists and related industry. After conducting personal interviews with more than 70 prosthodontists and company representatives and Web surveys of more than 200 more, Capstone delivered a 71 page report detailing the findings of the study. The ACPEF Board of Directors met to discuss the report and the recommendations it contained. Look for upcoming news about what's next for the ACPEF and the prosthodontic specialty.

The ACPEF also will award three cash prizes in the John J. Sharry Research Competition during the 2007 Annual Session in Scottsdale. The competition, which takes place during the morning General Session on Thursday, Nov. 1, is designed to stimulate and acknowledge students' original research in prosthodontics. Prizes will be awarded at the Annual Session Awards Luncheon on Friday, Nov. 2.

In Memorial: Honoring Dr. Thomas Curtis

Dr. Thomas Curtis was a native of the San Francisco Bay Area, who led a full and wonderful life; he was a gifted athlete, a war hero, a scholar, a devoted husband and loving father, who left an enduring legacy for his family, community, profession. He did more than his part to make this a better world for future generations.

At Berkeley High School, he was a three-sport varsity athlete and received multiple college scholarship offers. At the age of 17, he signed a contract to play baseball in the Cincinnati Reds farm system. He completed one semester of college at Cal Berkeley before entering the U. S. Army, where he served in the elite 10th Mountain Division. For his combat service he received two Purple Hearts, the Bronze Star and Silver Star metals for bravery.

In 1945, Dr. Curtis entered undergraduate school at the University of California at Berkeley. He graduated from UCSF School of Dentistry in 1951 with the highest academic awards. He joined his father, Harold Curtis, in practice in Berkeley. About that time, Dr. Curtis met, courted and married Leota "Sis" Moulton, forming a bond of love and support that spanned more than 55 years.

Dr. Curtis received the highest levels of recognition at every stage of his career, including membership in OKU Dental Honor Society, President of the Berkeley Dental Society, President of the American Academy of Maxillofacial Prosthetics and President of the American Board of Prosthodontics. Dr. Curtis received the Ackerman Award from the Academy of Maxillofacial Prosthetics in 1980 and the first Fred Gulic Award for Distinguished Life Members from the Pacific Coast Society of Prosthodontics, where he served as President. He also started the Graduate Prosthodontic program at UCSF in 1980. Dr. Curtis was also an accomplished scholar who published more than 50 scientific articles and was a co-author of the definitive textbook in Maxillofacial Prosthodontics.

– Reprinted in excerpt from the Winter 2007 AP Newsletter, with permission by the Academy of Prosthodontics and Donald A. Curtis, D.M.D.

Calendar of Events

SEPTEMBER 2007

International College of Prosthodontists 2007 Annual Meeting
Fukuoka, Japan
Sep. 5-8, 2007
www.icp-org.com

Greater St. Louis Dental Society 2007 Mid-Continent Dental Congress
St. Louis, MO
Sep. 7-9, 2007
www.gslds.org

Illinois State Dental Society 2007 Annual Session
Oak Brook, IL
Sep. 7-9, 2007
www.isds.org

Maryland State Dental Association Chesapeake Dental Conference
Baltimore, MD
Sep. 7-9, 2007
www.msda.com

Canadian Academy of Restorative Dentistry and Prosthodontics 2007 Annual General Meeting
Winnipeg, Manitoba, Canada
Sep. 13-15, 2007
www.cardp.ca

Ohio Dental Association 2007 Annual Session
Columbus, OH
Sep. 13-16, 2007
www.oda.org

North Dakota Dental Association 2007 Annual Session
Fargo, ND
Sep. 14-16, 2007
www.nddental.com

American Association of Dental Editors 2007 Annual Meeting
San Francisco, CA
Sep. 26-27, 2007
www.dentaeditors.org

American College of Dentists 2007 Annual Session
San Francisco, CA
Sep. 26-27, 2007
www.acd.org

American Board of Oral and Maxillofacial Surgery 2007 Annual Session
Honolulu, HI
Sep. 26-29, 2007
www.aboms.org

Association of Prosthodontists of Canada 2007 Annual General Meeting
Kelowna, British Columbia, Canada
Sep. 27-29, 2007
www.ppck.ca

American Dental Association 2007 Annual Session
San Francisco, CA
Sep. 27-30, 2007
www.ada.org

Pierre Fauchard Academy 2007 Annual Meeting
San Francisco, CA
Sep. 27-30, 2007
www.fauchard.org

OCTOBER 2007

American Association of Oral and Maxillofacial Surgeons 2007 Annual Session
Honolulu, HI
Oct. 8-13, 2007
www.aaoms.org

American Academy of Gnathologic Orthopedics 2007 Annual Meeting
San Diego, CA
Oct. 21-24, 2007
www.aago.com

American Society for Dental Aesthetics 2007 Annual Meeting
Palm Springs, CA
Oct. 24-27, 2007
www.asdatoday.com

FDI World Dental Federation 2007 Annual World Dental Congress Dubai, United Arab Emirates
Oct. 24-27, 2007
www.fdiworldental.org/microsites/dubai/congress1.html

Hispanic Dental Association 2007 Annual Meeting
Miami, FL
Oct. 25-27, 2007
www.hdassoc.org

American Academy of Periodontology 2007 Annual Meeting
Washington, DC
Oct. 27-30, 2007
www.perio.org

American Academy of Maxillofacial Prosthetics 2007 Annual Session
Scottsdale, AZ
Oct. 28-30, 2007
www.maxillofacialprosth.org

American College of Prosthodontists 2007 Annual Session
Scottsdale, AZ
Oct. 31-Nov. 3, 2007
www.prosthodontics.org

Southern Association of Orthodontists 2007 Annual Meeting
Hollywood, FL
Oct. 31-Nov. 4, 2007
www.saortho.org

NOVEMBER 2007

American Dental Association Council on Dental Education and Licensure
Chicago, IL
Nov. 1-2, 2007
www.ada.org

American Academy of Implant Dentistry 2007 Annual Meeting
Las Vegas, NV
Nov. 7-11, 2007
www.aaaid-implant.org

Academy of Microscope Enhanced Dentistry 2007 Annual Scientific Session
Tuscon, AZ
Nov. 8-10, 2007
www.microscopedentistry.com

Holiday Dental Conference Foundation 2007 Holiday Dental Conference
Charlotte, NC
Nov. 8-11, 2007
www.holidaydentalconference.com/

American Academy of Implant Prosthodontics 2007 Annual Meeting
Las Vegas, NV
Nov. 15-17, 2007

French Dental Association 2007 Conference and Trade Fair
Paris, France
Nov. 20-24, 2007
www.adfcongres.com/en/programme.cfm?langue=en

Greater New York Dental Meeting 2007 Annual Meeting
New York, NY
Nov. 23-28, 2007
www.gnydm.com

American Academy of Oral & Maxillofacial Radiology 2007 Annual Session
Chicago, IL
Nov. 27-Dec.1, 2007
www.aaoimr.org

DECEMBER 2007

Minneapolis District Dental Society 2007 Mid-Winter Dental Meeting
Minneapolis, MN
Dec. 14, 2007
www.mplsdds.org

JANUARY 2008

Hawaii Dental Association The Hawaii Meeting
Honolulu, HI
Jan. 17-18, 2008
www.hawaiidentalassociation.net

National Association of Dental Laboratories NADL 2008 Vision 21 Meeting
Las Vegas, NV
Jan. 27-29, 2008
www.nadl.org

Massachusetts Dental Society Yankee Dental Congress 33
Boston, MA
Jan. 30-Feb 3, 2008
www.yankeedental.org

FEBRUARY 2008

Utah Dental Association Utah Dental Association Convention
Salt Lake City, UT
Feb. 14-15, 2008
www.udaa.org

Academy of Operative Dentistry Annual Meeting
Feb. 20-22, 2008
Chicago, IL
www.operativedentistry.com

American Equilibration Society AES 53rd Annual Meeting
Feb. 20-21, 2008
Chicago, IL
www.aes-tmj.org

Chicago Dental Society Chicago Midwinter Meeting
Feb. 21-24, 2008
Chicago, IL
www.cds.org

American Academy of Fixed Prosthodontics Annual Scientific Session
Feb. 22-23, 2008
Chicago, IL
www.fixedprosthodontics.org

Families *rely on* good foundations;

Specialists
rely on SpecialistsSM

Non-Cancellable Disability Income Insurance and
Business Overhead Expense Insurance

with **NEW** increased limits to qualifying specialists

• Life Insurance • Disability Buy/Sell • Long-Term Care Ins. •
Professional Liability • Business Owners Coverage • Auto/Home

Insurance Plans at Discounts for ACP Members*

*Not all products and/or discounts are available in all states or on all products.

Treloar
& Heisel, Inc.

Since 1959

Professional Association Insurance Administrators

ACP
AMERICAN COLLEGE OF
PROSTHODONTISTS.

1-800-345-6040

www.treloarandheisel.com

Classifieds

PRACTICE FOR SALE

Michigan (Grand Rapids) – Outstanding fee-for-service prosthodontic practice. Grossed 7 figures in 2005 on four days per week. New building, 2,650 sq. ft. office, five high-tech operatories; digital cameras, digital pano, computerized Dentrix Management Software. One-third fixed, one-third removable, one-third implants. Full service dental lab on premises. Transition to early buyout. Dr. will stay as long as desired. Great community. Rapidly developing medical service/research corridor. 200 research scientists at the Van Andel Institute (600 additional research scientists planned); Michigan State Medical School, numerous local colleges, minor league sports (hockey, arena football and baseball). Close to Lake Michigan beaches, skiing, hunting, fishing. Great place to raise a family. Call Dr. Tim Moore in evenings at home: (616) 942-6838.

Pennsylvania (Meadville) – FOR SALE: Board certified Prosthodontist is looking to cut back or completely retire and sell a well established, fee for serviced prosthodontics practice with a large referral base. The practice is located in a small college town in northwestern Pennsylvania, equidistance from Pittsburgh, Cleveland and Buffalo. The practice includes all areas of prosthodontics and has its own in-house laboratory and is located in its own free standing building. It is in a great recreational area that offers an excellent qual-

ity of life. Please call: Office (814) 724-4408 or Home (814) 763-3908

Virginia (Newport News) – \$424,000 annual production with low overhead and high net income. Prosthodontic practice. 1,275 square feet, 5 Ops (3 active). Outright sale or Associate with option opportunity. Beautiful, historic Williamsburg / Yorktown / Chesapeake Bay area. DMS: Dental Management Services since 1976. Call: (512) 864-1628.

EMPLOYMENT OPPORTUNITY

California (Los Angeles) – The UCLA School of Dentistry is recruiting a clinical assistant professor (non-tenure position) in the Section of Removable Prosthodontics. This full-time clinical track position is available July 1, 2007. Primary responsibilities include pre-doctoral and post doctoral teaching with an emphasis on Maxillofacial Prosthetics and Research. Applicants must have a DDS or equivalent degree and a certificate in Prosthodontics. Training in Maxillofacial Prosthetics is desirable. The University of California is an equal opportunity/affirmative action employer. All qualified applicants are encouraged to apply, including women and minorities. Send a letter of application including a current curriculum vitae and a list of three references to Dr. Perry Klokkevold, Chair of the Search Committee, UCLA School of

Dentistry, Room 63-022 CHS, 10833 Le Conte Avenue, Los Angeles, CA 90095-1668.

California (Roseville) – Well-established, thriving prosthodontic practice is seeking an associate with partnership buy-in. Modern, 1900 sq. ft. facility with 5 operatories and spacious in-house laboratory with excellent referral base. Gross annual income exceeds 1.1 million. Roseville is a rapidly growing city near Sacramento. Board eligible/certified preferred. Please e-mail resume to jsobieralski@surewest.net.

Colorado (Colorado Springs) – Well established, prosthodontic practice in Colorado Springs, Colo. looking to add a third prosthodontist as an associate with a partnership buy-in option. New, state-of-the-art, 3,600 sq. ft. facility with spacious in-house lab. Colorado Springs has grown 42 percent in the last 10 years, and we need to expand to meet our increasing patient population. If interested in joining our premier prosthodontic practice, please contact Jane at (719) 593-0005 or by e-mail at seamands@aol.com.

Indiana (Indianapolis) – Indiana University School of Dentistry, Department of Restorative Dentistry, and Division of Prosthodontics is seeking an individual for a full-time tenure track position as the Director of the Division of Prosthodontics. The candidate must have a DDS/DMD degree from a CODA accredited dental

school and should be certified by the American Board of Prosthodontics. Licensure in Indiana is required. Responsibilities will include mentoring all prosthodontic faculty in their academic pursuits. The director is also responsible for maintaining a budget for the division and overseeing its administration.

Salary and rank will be commensurate with experience and qualifications. Interested individuals should e-mail an electronic application, electronic curriculum vitae and three electronic reference letters to: Dr. Chris Miller chmille@iupui.edu Executive Associate Dean, Indiana University School of Dentistry 1121 W. Michigan Street Indianapolis, IN 46202 Indiana University is an Equal Opportunity/Affirmative Action Employer

Massachusetts (Wellesley Hills) – Well-regarded suburb west of Boston - Internationally recognized prosthodontic and implant practice devoted to excellence and leading edge care seeks prosthodontic associate. Ultra-modern office with internal lab and implant surgical OR. Candidate should have interest in becoming or be board certified. Opportunity for growth and ownership. Please e-mail cover letter and resume/curriculum vitae to: pschnitman@aol.com

At Your Service...

For questions regarding your membership, ACP programs and events or general inquiries, please contact the ACP headquarters at 800-378-1260; fax: 312-573-1257 or visit our Web site at www.prosthodontics.org.

Nancy "Deal" Chandler, MA, RHIA, CAE, Executive Director Ext. 230 or dchandler@prosthodontics.org *Management of overall College and Foundation operations.*

Carla Baker, MBA, Associate Executive Director, Membership Services and Outreach – ext. 222 or cbaker@prosthodontics.org *Membership benefits, state sections, database administration and any membership-related inquiries.*

Lauren Dethloff, Director, Communications and Marketing – ext. 223 or ldethloff@prosthodontics.org *ACP marketing materials and products, media and public relations, Messenger newsletter, Web site, and other College communications.*

Jennifer Jackson, Administrative Coordinator – ext. 221 or jjackson@prosthodontics.org *Receptionist and administrative support for all College departments and staff.*

Jack Kanich, Manager, Finance and Administration – ext. 228 or jkanich@prosthodontics.org *Financial and account payable/receivable.*

Pamela Insley Krueger, MS, Director, ACP Education Foundation – ext. 226 or foundation@prosthodontics.org


Oversees ACEPF programs and fundraising including corporate partnerships and individual donor relations. Also handles ACP sponsorship opportunities.

Nathalie Williams, Executive Assistant – ext. 229 or nwilliams@prosthodontics.org *Supports Board of Directors, Executive Director and staff with variety of office duties including meeting minutes, calendars and budgets.*

Connected
Get
SAVE THE DATE
WWW.PROSTHODONTICS.ORG

ACP ANNUAL SESSION
 OCTOBER 29 TO NOVEMBER 1, 2008
 NASHVILLE, TENNESSEE

Real benefits for laboratory technicians to collaborate with prosthodontists, College



BY DAVID L. PFEIFER, D.D.S., M.S., M.ED., EDITOR-IN-CHIEF

Special acknowledgement to Kent D. Nash, Ph.D. (Consultant, ACP) for assisting with review of this article.

The current trends facing the dental laboratory technicians echo a voice of concern with the decrease in certified laboratory technician programs, off-shore alignment of business, general apathy and lack of training recognition, the decrease in available technicians with our aging pool, and the list continues. While many of these concerns are quite real, there is another aspect to this picture that notes a shift in momentum accompanied by a laboratory technician's association with prosthodontists, the American College of Prosthodontists and the ACP Education Foundation.

One of the outcries noted from February's Laboratory Summit III was the loss of income for the fabrication of a crown while dentists have witnessed an increase in income per crown through the years. It's a rather complex analysis given the influence of discount crowns via off-shore facilities. The finger pointing as to the responsible party (lab or dentist) doesn't help the inevitable movement of capital investment...it's the American way. Just look at the evolution of the automobile industry in U.S. Through the dilemma, prosthodontists have remained supportive to the laboratory industry in numerous areas. As for cost and practice fees, there has been a greater support for the laboratory technician per prosthodontist when compared to general dentists. (See Did You Know illustration on the Cover of this issue.) This has been an ongoing trend since 1982 and the separation is increasing.

Prosthodontists have been and always will be the "high value" for the dental laboratory industry because of the skilled quality they represent and the willingness to make appropriate payment.

Prosthodontists have been and always will be the "high value" for the dental laboratory industry because of the skilled quality they represent and the willingness to make appropriate payment. There are other tangible advantages for laboratory technicians as they continue to build the relationship with prosthodontists and the College. It's truly a rather lengthy listing:

- Development of a Dental Technician Alliance within the ACP that has witnessed sustained growth since its inception. The purpose is to support the laboratory technician profession.
- Collaboration on the Laboratory Technician Summit to bring parties of interest together to address current issues and propose possible solutions. All accomplished with the leadership involvement of prosthodontists including those who are members of the ACP.
- Partnership of the Prosthodontic Forum, which is a group of 13 prosthodontic organizations that share the same interests, issues and concerns related to the specialty. The National Association of Dental Laboratories is a member and the National Board for Certification in Dental Laboratory Technology may become a member, pending ACP House of Delegates approval this fall.
- Support from the ACP Education Foundation has included two substantial initiatives that have aided the educational facilities for laboratory technicians.
- Leadership opportunities through the Dental Technician Alliance Committee on a variety of activities, helping to define their goals and create new membership benefits.
- Membership benefits of the Dental Technician Alliance include discounted Annual Session registration fees (including special workshops and programming such as the Technology Forum); a subscription to the *Journal of Prosthodontics*; a subscription to the *ACP Messenger*; discounts on ACP products; access to an online ACP Membership Directory, in the Members Only area of the Web site, as well as a hard copy mailed annually with a separate Dental Technician Alliance section; and other valued e-communications from the College.
- Coming Soon – A "Find a Dental Tech" online directory similar to the ACP's "Find a Prosthodontist" directory, which will allow for exposure and networking with prosthodontists and dental professionals.

What better time than now for a dental technician to seize the opportunity to join the ACP Dental Technician Alliance. The greatest reason to join is quite simple. It's a golden opportunity to capture the movement and momentum of the College and share in these common goals.

Is your laboratory technician a member of the Dental Technician Alliance? If not, discuss the benefits I've outlined and encourage him or her to join the ACP today.

For a Dental Technician Alliance application, go to www.prosthodontics.org/membership.

The ACP Messenger

The ACP Messenger is published quarterly by:



AMERICAN COLLEGE OF PROSTHODONTISTS®

211 E Chicago Ave, Suite 1000
Chicago, IL 60611

Phone:
800.378.1260

Fax:
312.573.1257

E-mail:
acp@prosthodontics.org

Web site:
www.prosthodontics.org

Editor-in-Chief

Dr. David L. Pfeifer
David L. Pfeifer, D.D.S. Dentistry
1220 Rossmoor Pkwy
Walnut Creek, CA 94595
Phone: (925) 935-5800
Fax: (925) 935-5822
Email: d.pfeifer@comcast.net
Web site: [www.prosthodontics.org/
Web/DavidLPfeiferDDSDentistry](http://www.prosthodontics.org/Web/DavidLPfeiferDDSDentistry)

Director of Communications and Marketing

Lauren Dethloff
Phone: (800) 378-1260 Ext. 223
E-mail: ldethloff@prosthodontics.org

Design

Publications Associates, Inc.

Print Production

R.R. Donnelley

Advertising Sales

M.J. Mrvica Associates, Inc.
Phone: (856) 768-9360
Fax: (856) 753-0064

© 2007

American College of Prosthodontists
All Rights Reserved
Printed in the United States of America
ISSN 0736-346X

Classified Advertising Policy

The ACP Messenger reserves the right to accept materials and require publication prepayment.

The advertiser agrees to assume all liability for content of ads printed and must be fully authorized for use of the ad's content, including but not limited to: persons' names and pictures, testimonials and any copyrighted or trademarked material. In consideration of the publication of advertisements, the advertiser will indemnify and hold the publisher harmless from any loss or expense arising out of an advertisement.

To ensure consistent style, advertisements will be subject to editing. The ACP reserves the right to decline or withdraw advertisements at its discretion.

Place An Ad

To place an ad, download a classified ad insertion form by visiting www.prosthodontics.org and clicking on ACP Products and Publications. E-mail or fax the completed form to Lauren Dethloff, director of communications and marketing, at ldethloff@prosthodontics.org or 312.573.1257.

Classified ads are \$55 for the first 60 words and \$1 for each additional word, for ACP members. The non-member rate is \$110 for the first 60 words and \$1 for each additional word. The minimum charge is \$55. Photos are an additional \$50. Photos must be e-mailed as a high resolution (300 dpi or more) .jpg or .tiff file. Photos will be reduced to approximately 2 x 3". Photos are limited to one per ad and are subject to approval.

Payment by check, American Express, Visa, Mastercard or is required prior to placement. Contact Lauren Dethloff at the ACP Central Office with questions, 800.378.1260, ext. 223.

Simply Beautiful...



Simply **BlueLine**[®]

Ideal for complete or partial dentures, BlueLine[®] Esthetic Denture Teeth embody the true beauty and detail found only in natural dentition. State-of-the-art manufacturing technology combined with innovative DCL resin delivers a tooth line that offers superior wear resistance and optimal visual characteristics.

- Exclusive BlueLine[®] layering process
- Patient-specific posterior occlusal options
- Available in all 16 A-D and two bleach shades
- Simplified tooth selection with the BlueLine[®] FormSelector™

Prescribe BlueLine for your next case!

BlueLine[®]
Esthetic Denture Teeth 

100% CUSTOMER SATISFACTION
GUARANTEED!

www.ivoclarvivadent.us Call us toll free at 1-800-533-6825 in the U.S., or 1-800-263-8182 in Canada.
© 2007 Ivoclar Vivadent, Inc. BlueLine and FormSelector are registered trademarks of Ivoclar Vivadent, Inc.

**ivoclar
vivadent**
passion vision innovation

Cresco™

Implant bridges from a different angle

When it comes to screw-retained implant bridges, Cresco™ is proving to be the preferred choice of both dentists and dental technicians. The reason is simple: freedom and a perfect passive fit every time.

Angulation for optimal esthetics

One of the key advantages with Cresco is the possibility to angulate the screw holes in the framework. Until now one of the major reasons for avoiding screw-retained implant bridges has been the risk of compromised esthetics. By using Cresco, screw holes in the framework can be angulated to compensate for a less favorable implant placement. This gives you the flexibility needed to achieve optimal esthetic results for screw-retained restorations. Additionally, you will be working at the implant level — eliminating the need for complicated and expensive angled abutments.



Additional advantages with Cresco™

- Independent of implant system and framework material — the choice is yours
- Precisioning for perfect passive fit
- Cresco API™ for simplicity — All Parts Included

Let your next screw-retained implant bridge be a Cresco™. Contact your local Astra Tech representative today.

